

# Jesus Christ's Transfiguration

Luke 9:28-36

## Learning Objectives

1. The children will be able to explain the special events that occurred at Jesus Christ's transfiguration.
2. The children will examine how the disciples were given hope and an understanding of eternal life by witnessing this event.

**Memory Verse:** *"But those who have done what is right will receive eternal life."*  
--Matthew 25:46 (NIRV)

## Getting Started

### Crime Scene

Begin by planning out a crime scene for the students to solve before they come into class. See if you can find yellow crime scene tape (or use yellow streamers for the same effect) and section off a square for the scene. The students will be solving an obvious theft. You will need some cookie crumbs, a piece of a plastic plate, a wadded-up napkin, and a trail of crumbs leading into the other room. It would be good to have a volunteer pretend to be the thief that all these clues lead to.

When the students come into class, ask them to look around and tell you what they see. Hopefully they will say it looks like a crime scene. Ask the students: "What do you have to do to solve the crime?" (Look for clues, put them together, be a detective.) Have them look at the clues and try to figure out the crime and who was the culprit.

Tell the students, "Today in class, we will also be putting together clues to figure something out. Jesus' body was transfigured in today's lesson, right in front of His disciples, and it opened up some powerful "truths" to them."

## Bible Lesson with Discussion Questions

**Message:**

***Only God grants eternal life.***

### ***Jesus' Appearance Is Changed***

<sup>28</sup> About eight days after Jesus said this, he went up on a mountain to pray. He took Peter, John and James with him.

<sup>29</sup> As he was praying, the appearance of his face changed. His clothes became as bright as a flash of lightning. <sup>30</sup> Two men, Moses and Elijah, <sup>31</sup> appeared in shining glory. Jesus and the two of them talked together. They spoke about his coming death. He was going to die soon in Jerusalem.

<sup>32</sup> Peter and his companions had been very sleepy. But then they became completely awake. They saw Jesus' glory and the two men standing with him.

<sup>33</sup> As the men were leaving Jesus, Peter spoke up. "Master," he said to him, "it is good for us to be here. Let us put up three shelters. One will be for you, one for Moses, and one for Elijah." He didn't really know what he was saying.

## Bible Lesson with Discussion Questions – Continued

<sup>34</sup> While Jesus was speaking, a cloud appeared. It surrounded them. The disciples were afraid as they entered the cloud. <sup>35</sup> A voice came from the cloud. It said, "This is my Son, and I have chosen him. Listen to him." <sup>36</sup> When the voice had spoken, they found that Jesus was alone.

The disciples kept quiet about this. They didn't tell anyone at that time what they had seen.

### Discussion Questions:

**TEACHER NOTE:** *Use the following questions throughout the discussion of the lesson and the activities in class.*

1. What happened when Jesus was on the mountain praying? *(He became transfigured. Discuss what this means: He was changed. In the dictionary, there are two meanings -according to dictionary.com- to change in outward form or appearance, and to exalt or glorify.)*
2. Why did Jesus become transfigured? *(To show His disciples that He was indeed the Son of God.)*
3. Why were Moses and Elijah there as well? *(They were no longer among the living, but God showed them to the disciples to show them the result of great works for God, and to prove that there was such a thing as eternal life through God.)*
4. What was God saying when he said, "This is my Son and I have chosen Him. Listen to Him." *(God wanted to show, without a doubt, that Jesus was His Son and Jesus spoke for God on earth. The disciples were supposed to follow Him.)*
5. How do you think you would have reacted if you witnessed what happened in today's lesson? Why? *(Discuss).*

## Application to Real Life

### "Would You Be Willing?"

Moses and Elijah were both extraordinary individuals because of their willingness to go out of their way to follow and serve their God, even when that meant the things they would do were way out of the ordinary.

Have the students complete the "Would You Be Willing?" activity sheet – Part I (see attached). The idea is to get the students thinking about what they would be willing to do in each situation. Encourage them to be honest. These are silly examples, but a more serious form of the game follows. (Discuss together after they have had a chance to answer).

Play, "Would You Be Willing?" again, but this time, ask questions about what a student would be willing to do for God. Remind them that they need to be honest in answering. Encourage the students not to answer in a way they know they should, but in a way that reflects what they would do if the situation came up. (Discuss together after they have had a chance to answer honestly.)

Moses and Elijah were willing to stand up for their faith in God, even though it wasn't always the "cool" thing to do. We need to pray for courage, special strength, and wisdom to be able to "do the right thing" when it comes to standing up for our faith in God, Jesus, and His Apostles each day. Remember, the reward is a great one: Eternal Life.

## Memory Work Suggestions

5 minutes

1. Recite the memory verse.
2. Practice finding the memory verse and/or Bible text in their Bible!
3. Play a game to review an article of faith (toss the bean bag/stuffed animal, the person who catches it says the next word...try to go faster and faster).
4. Allow a volunteer (child) to lead the class in an opening/closing prayer.

## Clues & Truth Bible Activity

Together as a class, look up the Bible verse and read through the Transfiguration text. Like our opening activity, we had to be detectives and put the clues together to solve the crime. In this event, the disciples (and us) must put together the clues Jesus and God gave to understand some important things about God's work. Students should look up the verses and list all clues and truths on the board.

### Clues

Verse 29 – Christ's transfiguration

Verse 30 – Moses and Elijah were there.

Verse 31 – talked of death of Christ

Verses 34-35 – God tells about His Son

### Truths

Christ changed, as we will be changed when He takes us home.

Moses and Elijah had left this life proof of eternal life, they also did great works for God

God had a plan, Christ had to die

Jesus was indeed the Son of God  
Jesus was sent to do God's work on earth, we must listen to Him.

## A Closer Look: Moses and Elijah

Look back at the lives of Moses and Elijah. Make a comparison/contrast chart of all the things we know about these two men of God.

Both Elijah and Moses:	Were great men of God Were from the Old Testament (long ago) Did great works
Moses:	Led people out of slavery in Egypt. Received the Commandments from God. Died and was buried by God (no one knows where).
Elijah:	A great prophet Was taken up in a fiery chariot and didn't have to die.

Why do you think these men were at the Transfiguration? (Discuss).

Think about if you were a baseball player, and suddenly Babe Ruth appeared before you (may have to explain how great a player Babe Ruth was in the past OR use an example that is relevant to your audience). What would you think if he appeared? (Discuss with students – Wow! He's a great player. If I practice hard, then I can become like him, too. I want to carry on just like he did!) Think back now to Moses and Elijah. When the disciples saw these great men of God, they were strengthened to go out and do God's work, as these great men had done.

## Journal

Look up Exodus 4:20 in your Bible and read it to yourself.

In a short time, Moses goes from a shepherd to a messenger of God. He's leaving his home to return to a land where his people are held captive by a powerful government, he's wanted for killing one of the captors, the leader of the oppressing government is guaranteed to be against him, his life is at stake, etc. The fact that verse 20 is even recorded—that Moses is even willing to do what God asks him to, is amazing.

As you know, Moses goes. He's opposed. There are plagues. There are promises from Pharaoh that are broken. Finally, after God judges Egypt by wiping out all their firstborn sons, Moses leads his people (most likely more than 2 million), out of that land. Even then Pharaoh and his army pursue them. Only at the Red Sea are the Israelites spared from slaughter. After 40 years of wilderness wandering, obedience and disobedience, manna from heaven, and many other events, the Israelites are at the Promised Land. But it all traces back to a single day on a hillside when a shepherd comes face to face with God and is willing to do what He asks.

Moses was willing to approach the bush, he was willing to listen to the voice inside, he was willing to believe it was a face-to-face meeting with the God of the universe, and he was willing to do what God said. That's willingness!

Be as honest with yourself as you can. *If you were Moses, could you have done any of this? Or would you have thrown up your hands and given up? Why? Write about it.*

## Homework Ideas

- Read: Luke 8:40-42 & 49-56 and Luke 7:11-17; John 11:1-44 (*Jesus Raises the Dead*).
- Learn the Memory Verse: *"God loved the world so much that he gave his one and only Son. Anyone who believes in him will not die but will have eternal life."*  
--John 3:16 (NIRV)
- Learn the \_\_\_\_\_ Article of Faith
- Create your own superhero – what special powers would your superhero have? Draw a picture of your superhero and write about what makes him or her special. What powers does he/she have? Don't forget to give him/her a name.
- Use your Bible to dig into the New Testament and make a list of all the miracles you can find that Jesus performed during His lifetime. There will be a prize for the person who finds the most. Bring it to class.



### **“Would You Be Willing?” PART I**

*Please Note: The following are meant to be hypothetical questions. One would not necessarily be expected to complete these tasks.*

1. Would you be willing to run into traffic to try and save a deaf puppy?
  2. Would you be willing to tell the truth about a friend even if it meant getting them in trouble?
  3. Would you be willing to swallow 10 live goldfish for \$1,000?
  4. Would you be willing to stay up all night to finish your homework if it meant skipping a friend's sleepover?
  5. Would you be willing to re-enter a burning building to find a missing sibling?
- 

### **“Would You Be Willing?” PART II**

1. Would you be willing to stare an atheist (someone who does not believe in God) in the eye and profess your faith in Christ and His Apostles?
2. Would you be willing to stand up for an outcast at school if it meant your reputation would suffer?
3. Would you be willing to stay up all night praying for a friend who doesn't know God or Jesus?
4. Would you be willing to confess that Jesus is the Christ, the son of God, if it meant that you would be hurt physically?
5. Would you be willing to confess that Jesus is the Christ, the son of God, if it meant that someone you loved would be hurt physically?

## Take Home Page: Jesus Christ's Transfiguration

### Today I learned...

Today your child learned that **Only God grants eternal life.** The children explored the events that took place surrounding Jesus Christ's transfiguration. They also examined how the disciples were given hope and a better understanding of eternal life by witnessing this event.

### Help me learn my memory verse...

*"But those who have done what is right will receive eternal life."*

*--Matthew 25:46 (NIRV)*

### Ask me...

1. What happened to Jesus in today's lesson? Why was that significant?
2. What does it mean to have "eternal life"?

### Live Your Faith...

*Together, look up the word "eternal" and find its definition. Talk together about what it means to have eternal life. Moses and Elijah were willing to stand up for their faith, and they were rewarded with eternal life. We also need to pray for courage and wisdom to be able to not only stand up for our faith, but to SHARE it with others. Who do you know (family or individual) that perhaps does not know about Jesus and that He died for them? Pray about it this week together and look for opportunities to share your faith with someone.*

# Jesus Raises the Dead

Luke 8:40-42 & 49-56; Luke 7:11-17; John 11:1-44

## Learning Objectives

1. The children will recall examples of how Jesus demonstrated his power over death.
2. The children will recognize that it is more important to have eternal life than a long earthly life.

**Memory Verse:**

***"God loved the world so much that he gave his one and only Son.  
Anyone who believes in him will not die but will have eternal life."***

***--John 3:16 (NIRV)***

## Getting Started

*Choose One Activity*

### Optical Illusions Activity

Divide the children into small groups (if possible, OR they can work independently). Distribute several copies of both hand outs (see attached) to each of the groups. Allow the children to take a moment to look at each drawing and then pass the picture to someone else in the group, without talking about what they see on the handouts.

After several minutes, call their attention again. Hold up hand out number one and ask the children how many of them saw a white vase. Next ask how many of them saw silhouettes of two men looking at each other? Hold up the second hand out and ask the class how many of them saw a young woman looking over her shoulder? How many of them saw the old woman? Take a few minutes to point out each of the four images.

1. How many of you could easily see both pictures on the handouts?
2. Optical illusions can be fun, how can this exercise be applied to our spiritual lives?
3. When it comes to spiritual realms, is there more there than meets the eye?

In today's lesson, we find more proof that there is indeed another, "spiritual" realm that we cannot see. But as we will find out, only one person had the power over life and death. Can you guess who?

### Homework Sharing

Share the "superheroes" that the students created in the homework. What "powers" does each superhero possess? Does a normal person have those powers? Show the students a picture of Superman – he had super powers such as x-ray vision, super strength, flying, etc. Now hold up a sign that says JESUS. What super powers did Jesus possess? – He performed miracles, water into wine, walking on water, raising the dead. Tell the students that today you will be concentrating on one of those special powers: raising the dead.

NOTE: If you chose this for the homework assignment, you will need to make time to share, either at the beginning of the lesson time OR during the activities.

## Bible Lesson with Discussion Questions

Message:

*God wants us to have eternal life.*

### ***A Dying Girl and a Suffering Woman***

<sup>40</sup> When Jesus returned, a crowd welcomed him. They were all expecting him.

<sup>41</sup> Then a man named Jairus came. He was a synagogue ruler. He fell at Jesus' feet. He begged Jesus to come to his house. <sup>42</sup> His only daughter was dying. She was about 12 years old.

As Jesus was on his way, the crowds almost crushed him.

<sup>49</sup> While Jesus was still speaking, someone came from the house of Jairus. Jairus was the synagogue ruler. "Your daughter is dead," the messenger said. "Don't bother the teacher anymore."

<sup>50</sup> Hearing this, Jesus said to Jairus, "Don't be afraid. Just believe. She will be healed."

<sup>51</sup> When he arrived at the house of Jairus, he did not let everyone go in with him. He took only Peter, John and James, and the child's father and mother.

<sup>52</sup> During this time, all the people were crying and sobbing loudly over the child. "Stop crying!" Jesus said. "She is not dead. She is sleeping."

<sup>53</sup> They laughed at him. They knew she was dead.

<sup>54</sup> But he took her by the hand and said, "My child, get up!"

<sup>55</sup> Her spirit returned, and right away she stood up. Then Jesus told them to give her something to eat. <sup>56</sup> Her parents were amazed. But Jesus ordered them not to tell anyone what had happened.

### ***Jesus Raises a Widow's Son from the Dead***

<sup>11</sup> Some time later, Jesus went to a town called Nain. His disciples and a large crowd went along with him. <sup>12</sup> He approached the town gate. Just then, a dead person was being carried out. He was the only son of his mother. She was a widow. A large crowd from the town was with her.

<sup>13</sup> When the Lord saw her, he felt sorry for her. So he said, "Don't cry."

<sup>14</sup> Then he went up and touched the coffin. Those carrying it stood still.

Jesus said, "Young man, I say to you, get up!"

<sup>15</sup> The dead man sat up and began to talk. Then Jesus gave him back to his mother.

<sup>16</sup> The people were all filled with wonder and praised God. "A great prophet has appeared among us," they said. "God has come to help his people." <sup>17</sup> This news about Jesus spread all through Judea and the whole country.

### ***Lazarus Dies***

<sup>1</sup> A man named Lazarus was sick. He was from Bethany, the village where Mary and her sister Martha lived. <sup>2</sup> Mary would later pour perfume on the Lord. She would also wipe his feet with her hair. Her brother Lazarus was sick in bed. <sup>3</sup> So the sisters sent a message to Jesus. "Lord," they told him, "the one you love is sick."

<sup>4</sup> When Jesus heard this, he said, "This sickness will not end in death. No, it is for God's glory. God's Son will receive glory because of it."

<sup>5</sup> Jesus loved Martha and her sister and Lazarus. <sup>6</sup> But after he heard Lazarus was sick, he stayed where he was for two more days.

<sup>7</sup> Then he said to his disciples, "Let us go back to Judea."

<sup>8</sup> "But Rabbi," they said, "a short time ago the Jews tried to kill you with stones. Are you still going back there?"



## Bible Lesson with Discussion Questions - Continued

<sup>9</sup> Jesus answered, "Aren't there 12 hours of daylight? A person who walks during the day won't trip and fall. He can see because of this world's light. <sup>10</sup> But when he walks at night, he'll trip and fall. He has no light."

<sup>11</sup> After he said this, Jesus went on speaking to them. "Our friend Lazarus has fallen asleep," he said. "But I am going there to wake him up."

<sup>12</sup> His disciples replied, "Lord, if he's sleeping, he will get better."

<sup>13</sup> Jesus had been speaking about the death of Lazarus. But his disciples thought he meant natural sleep.

<sup>14</sup> So then he told them plainly, "Lazarus is dead. <sup>15</sup> For your benefit, I am glad I was not there. Now you will believe. But let us go to him."

<sup>16</sup> Then Thomas, who was called Didymus, spoke to the rest of the disciples. "Let us go also," he said. "Then we can die with Jesus."

### ***Jesus Comforts the Sisters***

<sup>17</sup> When Jesus arrived, he found out that Lazarus had already been in the tomb for four days. <sup>18</sup> Bethany was less than two miles from Jerusalem. <sup>19</sup> Many Jews had come to Martha and Mary. They had come to comfort them because their brother was dead.

<sup>20</sup> When Martha heard that Jesus was coming, she went out to meet him. But Mary stayed at home.

<sup>21</sup> "Lord," Martha said to Jesus, "I wish you had been here! Then my brother would not have died. <sup>22</sup> But I know that even now God will give you anything you ask for."

<sup>23</sup> Jesus said to her, "Your brother will rise again."

<sup>24</sup> Martha answered, "I know he will rise again. This will happen when people are raised from the dead on the last day."

<sup>25</sup> Jesus said to her, "I am the resurrection and the life. Anyone who believes in me will live, even if he dies. <sup>26</sup> And those who live and believe in me will never die. Do you believe this?"

<sup>27</sup> "Yes, Lord," she told him. "I believe that you are the Christ, the Son of God. I believe that you are the One who was supposed to come into the world."

<sup>28</sup> After she said this, she went back home. She called her sister Mary to one side to talk to her. "The Teacher is here," Martha said. "He is asking for you."

<sup>29</sup> When Mary heard this, she got up quickly and went to him. <sup>30</sup> Jesus had not yet entered the village. He was still at the place where Martha had met him. <sup>31</sup> Some Jews had been comforting Mary in the house. They noticed how quickly she got up and went out. So they followed her. They thought she was going to the tomb to cry there.

<sup>32</sup> Mary reached the place where Jesus was. When she saw him, she fell at his feet. She said, "Lord, I wish you had been here! Then my brother would not have died."

<sup>33</sup> Jesus saw her crying. He saw that the Jews who had come along with her were crying also. His spirit became very sad, and he was troubled.

<sup>34</sup> "Where have you put him?" he asked.

"Come and see, Lord," they replied.

<sup>35</sup> Jesus sobbed.

<sup>36</sup> Then the Jews said, "See how much he loved him!"

<sup>37</sup> But some of them said, "He opened the eyes of the blind man. Couldn't he have kept this man from dying?"



## Bible Lesson with Discussion Questions – Continued

### ***Jesus Raises Lazarus From the Dead***

<sup>38</sup> Once more Jesus felt very sad. He came to the tomb. It was a cave with a stone in front of the entrance.

<sup>39</sup> "Take away the stone," he said.

"But, Lord," said Martha, the sister of the dead man, "by this time there is a bad smell. Lazarus has been in the tomb for four days."

<sup>40</sup> Then Jesus said, "Didn't I tell you that if you believed, you would see God's glory?"

<sup>41</sup> So they took away the stone.

Then Jesus looked up. He said, "Father, I thank you for hearing me. <sup>42</sup> I know that you always hear me. But I said this for the benefit of the people standing here. I said it so they will believe that you sent me."

<sup>43</sup> Then Jesus called in a loud voice. He said, "Lazarus, come out!"

<sup>44</sup> The dead man came out. His hands and feet were wrapped with strips of linen. A cloth was around his face. Jesus said to them, "Take off the clothes he was buried in and let him go."

### Discussion Questions:

1. What happened with Jairus's daughter? (*Jairus's daughter was sick then she died.*)
2. What was Jesus' reaction to her death? (*He said, don't be sad, just believe, and he went and raised her from the dead.*)
3. What happened with the widow's son? (*He had died.*)
4. What did Jesus' do to the widow's son? (*He saw the widow was sad and felt sorry for her - Jesus said, get up and walk and the boy got up and walked and talked.*)
5. How did the people react to this miracle? (*The people praised God and said Jesus was a great prophet and that God had sent Him to help his people.*)
6. How did Jesus know Lazarus? (*Jesus was friends with Mary and Martha and their brother Lazarus – when he was sick, they sent word to Jesus that "the one you love" is sick.*)
7. What did Jesus do to help Lazarus? (*He was on his way and Lazarus died.*)
8. What did Jesus tell Martha? (*He asked if she believed in Him, and that He (Jesus) was the resurrection and the life, anyone who believes in Him will live (eternal life) even if he dies.*)
9. What did Martha answer? (*She said she believed he was Jesus Christ, the Son of God.*)
10. How did Jesus raise Lazarus? (*He went to the tomb and called for Lazarus to come out, and he did – even after Lazarus had been in the tomb for 4 days!*)
11. What can we learn from Jesus raising the dead? (*He has power over life and death and He was given this power from God, but we should strive for eternal life more than for our earthly life.*)

## **Application to Real Life**

### Survival Activity

Give each student a piece of paper and have them fold it in half the long way. Then open the paper back up and make a two-column list. On one side put the word "Earthly" at the top of the column, and on the other side put the word "Eternal".

Tell the students to close their eyes and pretend that they are stranded on an island in the middle of nowhere. (Think about the show Lost.) It is hot, and you are very tired. What kinds of things do you need to stay alive on that island? Think about it, and then tell the students to write down those things under the "Earthly" column.

## Application to Real Life - Continued

Once this is completed, have the students again close their eyes. Tell them that they are still on the island. But there is absolutely no food, the water is contaminated, it hasn't rained in forever, and they now have contracted a fatal disease and they will surely die sometime soon. Tell them to think about what things they need in their life in order to preserve their Eternal Life with God. Have them make that list under the "Eternal" column on their papers.

Share the responses at the end of this exercise and discuss which side was harder to fill out. God wants us to be concerned with our eternal life more than our earthly life. Of course, we need to eat and have shelter, but God provides those things. The eternal things God also can provide, but we have to work at them.

## Memory Work Suggestions

5 minutes

1. Recite the memory verse.
2. Practice finding the memory verse and/or Bible text in their Bible!
3. Play a game to review an article of faith (toss the bean bag/stuffed animal, the person who catches it says the next word...try to go faster and faster).
4. Allow a volunteer (child) to lead the class in an opening/closing prayer.
5. Who can name all 9 fruits of the spirit? (See Galatians 6:22-23 as needed.)

## Activity Ideas

Choose One Activity

### Bible Check

There are 3 times in this lesson that Jesus raised the dead. Ask the students to look up these three passages (if you have three or more students, you can divide up the work and have them share with the class) and report on what caused Jesus to heal (in other words, why did Jesus do it?). In the first case, He asked Jairus to believe. In the second, He felt sorry for the widow and healed the son. In the third case, Lazarus was a friend of Jesus and He was saddened by the loss and for his sisters. In each case, Jesus asked that they believe and trust in Him and God. We do not know why Jesus brought some back from the dead and not others. But clearly, Jesus was given this power over death from God.

### "Heaven vs. Hell" Exercise

We know that there is such a thing as eternal life. But there are two sides to the "coin", generally speaking. Use this exercise to help the children give some serious thought to wanting to be on the "good side", i.e. with the Lord, vs. the alternative.

#### Heaven

1. What do you imagine when you think of heaven?
2. How real do you think your imagination lines up with what heaven is like?  
*There's a lot of popular belief that is not in line with Scripture. The Bible paints a very different picture.*
3. What does the Bible say about Heaven? (Modify this activity according to how many students you have.)  
*(Have the students read various Scriptures and discover together what those Scriptures are saying)*
  - It's a real place (Matthew 3:16; Acts 22:6; Colossians 1:20)
  - God the Father is there (Matthew 3:17, 5:16, Rev. 21:2)
  - Christ is there (1 Thessalonians 1:10; 4:16; Hebrews 1:3, 9:24)
  - It's where Christians belong (Philippians 3:20)

## Activity Ideas – Continued

### Discussion Questions:

1. What new things did you realize or learn about heaven?
2. Did anything surprise you?
3. Are there questions you still have?

*(Field questions as you're able...don't be afraid to say, "I don't know" and help discover the answer together...remember sometimes none of us know the answers because we haven't been to heaven)*

**Heaven is talked about 225 times in the New Testament, hell is discussed only about 14 times.  
Heaven is much more discussed and should be our focus.**

### Hell

Let's talk briefly about hell:

1. What do you think of when you think of hell?
2. How close do you think your thoughts are to reality?

There are far fewer Scriptural mentions of hell than there are of heaven, but there are just as many differing opinions on what hell might be like.

*(Have students read Scriptures and discover together what those Scriptures are saying)*

- It's a real place (Matthew 5:30; Luke 12:5; 2 Peter 2:4)
- There is association with fire & torment (Mark 9:43; Revelation 14:11; Luke 16:23)
- It is eternal, not temporary (Revelation 20:10; Mark 9:48)

### Discussion Questions:

1. What new thing did you learn about hell?
2. Did anything surprise you?
3. Are there questions you still have?

*(Field questions as you're able...don't be afraid to say, "I don't know" and help discover the answer together.... remember sometimes none of us know the answers because we haven't been to heaven)*

Tell the children: "Heaven and hell are both real places, they are eternal, and it is our choices in life—specifically our choice on whether or not to accept Jesus and follow Him through the Apostles of Christ—that determines our destiny. It is not a game, it's a reality."

## Journal

Choose One

Do you know what you want to be when you grow up? Write about it. Where do you want to be on the day of the Lord? What things do you think you need to get better at to make sure that you will be with the Lord forever? Write about it.

Look up Philippians 3:20 in your Bible and write it down. What kinds of things can YOU do each day that will guarantee your "citizenship" in heaven with the Lord? Write about it.


## Homework Ideas

- Read: **Matthew 25:1-13** (*The Wise and Foolish Bridesmaids*).
- Learn the Memory Verse:  
*"You know very well that the day of the Lord will come like a thief in the night."*  
--1 Thessalonians 5:2 (NIRV)
- Learn the \_\_\_\_\_ Article of Faith
- Who do you consider to be the wisest person that ever lived? How about the wisest person in your life? (Someone you know personally). Bring in or draw a picture of these people and write about what makes them so wise.

## Other Resources

<http://children.cccm.com/curriculum/> → Click on "NT Support Curriculum → See Page 4 for the lessons titled "The Daughter of Jairus" and Page 5 for "Jesus Raises Lazarus".

Picture #1



Picture #2



## Take Home Page: Jesus Raises the Dead

### Today I learned...

Today your child learned that **God wants us to have eternal life**. The children recalled examples of how Jesus demonstrated His power over death. They also talked about how it is more important to have eternal life than a long earthly one.

### Help me learn my memory verse...

*"God loved the world so much that he gave his one and only Son.  
Anyone who believes in him will not die but will have eternal life."  
--John 3:16 (NIRV)*

### Ask me...

1. What happened to Jairus' daughter and Lazarus in today's lesson? Why was that significant?
2. Why do you think Jesus performed these miracles?
3. What do we now know about Jesus, because of these miracles?

### Live Your Faith...

*If you were stranded on an island, what things would you need to survive? Talk about it together. Would you need those same things to have an "eternal" life with God? Talk about what we need to preserve our eternal life. An important part of our journey on earth is learning connect with God each day through prayer and reading the Bible. Set a family challenge goal (one that is achievable) to spend time praying each day and reading something in your Bible, either individually or together as a family.*

# The Wise and Foolish Bridesmaids

Matthew 25:1-13

## Learning Objectives

1. The children will recall the story of the wise and foolish bridesmaids and relate it to waiting for Christ's return.
2. The children will explore ways to have a prepared heart for Christ's return.

**Memory Verse:**                    *"You know very well that the day of the Lord will come like a thief in the night." --1 Thessalonians 5:2 (NIRV)*

## Getting Started

Tell the children that today in class they will be having a snack with a surprise guest (arrange for someone beforehand). Tell the children we don't know when they are coming, but we need to be ready. The children will be responsible for preparing the snack for the guest.

**\*\*Before class, have the supplies ready in two boxes or bags. One box will have ingredients that are more than enough to make the snack. At the bottom of this group, put a sign which reads "You have all you need to make this snack, but don't tell the other group and don't share!". In the second box, put in the ingredients but not enough to make the snack – they will be short on some items. But do not tell any of the groups this ahead of time!**

Divide the class into two groups – or if one child, give them the supplies that do not have enough. The snack could be 1. Make a peanut butter and jelly sandwich, or 2. Follow the directions for a simple trail mix using  $\frac{3}{4}$  cup granola,  $\frac{1}{4}$  cup raisins,  $\frac{1}{4}$  cup chocolate chips, etc. Be creative.

Give the students time to prepare. When the one group notices they are short, there will be some murmuring. Appease the group that is short and tell them it is okay, just do the best they can.

When the guest arrives, ask the groups, who is ready? Who has done what has been asked of them? Now everyone can enjoy the snack but discuss what the point was: we don't know when we need to be ready for God, but God asks us to be ready. We must make sure our hearts are ready for Christ's return.

## Bible Lesson with Discussion Questions

**Message:**                    *We must be ready for Christ's return.*

### ***The Story of Ten Bridesmaids (aka The Ten Virgins)***

<sup>1</sup> "Here is what the kingdom of heaven will be like at that time. Ten bridesmaids took their lamps and went out to meet the groom. <sup>2</sup> Five of them were foolish. Five were wise. <sup>3</sup> The foolish ones took their lamps but didn't take any olive oil with them. <sup>4</sup> The wise ones took oil in jars along with their lamps. <sup>5</sup> The groom did not come for a long time. So the bridesmaids all grew tired and fell asleep.

<sup>6</sup> "At midnight someone cried out, 'Here's the groom! Come out to meet him!'

<sup>7</sup> "Then all the bridesmaids woke up and got their lamps ready. <sup>8</sup> The foolish ones said to the wise ones, 'Give us some of your oil. Our lamps are going out.'



## Bible Lesson with Discussion Questions – Continued

<sup>9</sup> " 'No,' they replied. 'There may not be enough for all of us. Instead, go to those who sell oil. Buy some for yourselves.'

<sup>10</sup> "So they went to buy the oil. But while they were on their way, the groom arrived. The bridesmaids who were ready went in with him to the wedding dinner. Then the door was shut.

<sup>11</sup> "Later, the other bridesmaids also came. 'Sir! Sir!' they said. 'Open the door for us!'

<sup>12</sup> "But he replied, 'What I'm about to tell you is true. I don't know you.'

<sup>13</sup> "So keep watch. You do not know the day or the hour that the groom will come.

### Discussion Questions:

1. What were the ten bridesmaids waiting for? (*The bridegroom to come.*)
2. How were the bridesmaids to show they were ready? (*They were to have lamps with oil.*)
3. What made the first five wise? What made the next five foolish? (*The wise had oil in their jars; the foolish didn't take extra oil.*)
4. All the bridesmaids did what while waiting for the bridegroom? (*They all fell asleep while waiting, because the groom was a long time coming.*)
5. When the foolish realized they didn't have enough oil, what did they do? (*They asked to borrow some from the wise but were refused because the wise wanted to make sure they had enough oil.*)
6. What happened when the bridegroom returned? (*The bridesmaids who were ready went in, and the groom told the foolish ones he didn't know them and refused to let them in.*)
7. Why did Jesus tell this parable? (*To show how the Kingdom of Heaven will be when Christ returns – we don't know when He will come, but we must be ready like the wise in the story.*)
8. How can we be ready for Christ's return? (*By getting our hearts ready, praying to God, forgiving and being forgiven, etc. Discuss.*)

## Application to Real Life

### Questions to Ponder

Choose any (or all) of the following questions and talk about them together over a treat/snack:

1. Does your family prepare differently when you have guests coming to your house than they do when it's just you? How so?
2. If the President of the United States, or a famous actor or actress were going to come and have dinner at your house, how would your family prepare for that visit? How would you act differently?
3. What is it about anticipation that causes us to focus on preparation?
4. Why do we make extra effort when we are more excited?
5. How can we prepare for Jesus' return every day in our lives?
6. How can we help others do it in theirs?
7. Why is it so important that we are prepared for His return?

## **Memory Work Suggestions**

5 minutes

1. Recite the memory verse.
2. Practice finding the memory verse and/or Bible text in their Bible!
3. Play a game to review an article of faith (toss the bean bag/stuffed animal, the person who catches it says the next word...try to go faster and faster).
4. Allow a volunteer (child) to lead the class in an opening/closing prayer.
5. Who can name all 9 fruits of the spirit? (See Galatians 6:22-23 as needed.)

## **Activity Ideas**

Choose One Activity

### **Vacation Preparation**

Ask the students what they would need to get ready for a vacation to the beach. Have the students make a list of all the things they may need for this trip. Compare lists with each other, have you forgotten anything? You want to make sure you are prepared to go.

Now have the students imagine that the Lord is meeting them on this vacation. Are the things on your list still needed now? Make a second list of things you need to prepare for meeting the Lord. This may not be things, but attributes we must have to be ready in our hearts. (Forgiveness, prayer, thankfulness, love, etc.) Discuss with the students and talk about how we need to work on these things every day, because we don't know when Jesus will return but we want to be prepared.

### **"Ready Set Squeeze" Game**

See: [www.kidssundayschool.com](http://www.kidssundayschool.com) → Grade School → Games → "Ready, Set, Squeeze"

This is a game that will demonstrate to students that they need to watch and be ready for the Lord's return. Please see the above website for detailed instructions. Please modify as necessary according to the number of students in your class or recruit extra volunteer participants. You will need a die and a stuffed animal for this game.

### **"Housecleaning" Worksheet Activity**

To be prepared for Christ's return, we sometimes need to do some cleaning. Discuss how this is kind of like cleaning a house. Use the attached worksheet (each student will need their own copy) to have the students think about how their heart is right now. Have them circle which "house" they live in, but then have them think about which "house" would be the best for Christ's return. Discuss what makes each house on the sheet good and bad, and how we want Jesus in our hearts, to be ready for his return.

#### **Additional Discussion Questions:**

1. How would others who know you very well describe you?
2. If you are not yet where you want to be, how do you plan to get there?

## **Journal**

Choose One

Write down the Bible memory verse: "You know very well that the day of the Lord will come like a thief in the night." How does this verse make you feel about being ready for the day of Christ's return? Write about it.

Look up in your Bible 1 Thessalonians 3:13 and write down this verse in your journal. What does this verse mean to you? Write about it.

## Homework Ideas

- Read: **Matthew 21:1-11** (*Palm Sunday*).
- Learn the Memory Verse:               *"Blessed is he who comes in the name of the Lord."*  
  --*Matthew 21:9 (NIRV)*
- Learn the \_\_\_\_\_ Article of Faith
- Look up the word "worship" in the dictionary and write down the definition(s). Then write what you think worship means, in your own words. Bring your paper with you to class.

## Other Resources

<http://children.ccm.com/curriculum/> → Click on “NT Support Curriculum → See Page 7 for the lesson titled “The Parable of the Ten Maidens”.

## **Housecleaning**

*For there to be room for Jesus in our life, we may need to do some housecleaning.  
Jesus wants to be the most important one to us, the Lord of our life.*

**From the examples below, which one best describes your “house” as it is right now?  
Where would you like to be a year from now?**

### Dump

Full of tons of discarded waste, unsightly and smelly, of use to nobody and just waiting to be hauled away.

### Junkyard

Used and damaged goods, all over the place, but for the right price may be of some use to somebody, somewhere, someday.

### Bedroom

Everything is there, but where? Someday, when absolutely necessary everything will be cleaned up and in its place with room to move.

### Department Store

Many nice-looking things and plenty of specials but overstocked and usually overcrowded. A good sale will help a lot.

### Museum

Everything inside is neat and in order. There is no clutter and plenty of room, but a little cold and pretentious for some visitors.

### Grocery store

Clean and bright with the fresh smell of tasty delights, filled with people of all kinds with a common purpose.

### Kitchen

Warm, comfortable, clean and filled with joy, small enough for intimacy but with just enough room for whoever desires to enter.

## Take Home Page: The Wise and the Foolish Bridesmaids

### Today I learned...

Today your child learned that **we must be ready for Christ's return**. The children recalled the story of the wise and foolish bridesmaids and related it to waiting for Christ's return. They also explored ways to prepare their hearts for His return.

### Help me learn my memory verse...

*"You know very well that the day of the Lord will come like a thief in the night."*

*--1 Thessalonians 5:2 (NIRV)*

### Ask me...

1. What made the first five bridesmaids wise in the today's lesson?
2. What made the next five bridesmaids so foolish?
3. Do you think it is important to prepare for Christ's return some day? Why or why not?

### Live Your Faith...

*Think and talk about all the things you would do to prepare if a king was going to visit your home, and why you would need to prepare for such a special visit. What can you do as a family to prepare for the return of Jesus? Is there something you think you should be doing each day or week that you are not doing right now? Talk about it together and continue to talk about it throughout the week. Challenge each other to do something specific each day in order to remain close to the Lord and learn more about Him.*

# Palm Sunday

Matthew 21:1-11

## Learning Objectives

1. The children will recall the events of Palm Sunday and how the people welcomed Jesus into Jerusalem.
2. The children will be able to explain what it means to praise and worship God.
3. The children will discover ways to enhance their own worship of God.

Memory Verse:

***"Blessed is he who comes in the name of the Lord."***

***--Matthew 21:9 (NIRV)***

## Getting Started

*Choose One Activity*

### "Let's Party" Activity

If possible, break up into small groups of about four or five. Give each student a copy of the "Let's Party" handout (see attached). Students will go down the list in planning their ideal party or celebration, by choosing only one of the two options. When finished, they will share their selections with the other members of their group. Discuss just what makes these occasions a celebration. Explain that in today's lesson, we will also be talking about a celebration in Christ's time.

### "What Can We Celebrate?"

Write the following statement on the white board or easel: **What can we celebrate?**

As the children arrive, have them write one or two events on the board that they celebrate. Examples may include Birthday, Christmas, summer break, when I was baptized, etc. Discuss what happens at these celebrations, who is there, what traditions take place and why it is such a time to celebrate.

Later during the lesson, compare the way we celebrate some of these events to how the people in Jesus' time celebrated His arrival into the city of Jerusalem.

### "Can you Guess?"

Give everyone a noisemaker and a party hat, some balloons and streamers; perhaps even have some cupcakes or other snacks that signify a celebration. When they walk in and see these things, what do the students think is going on? It's a celebration! What are we celebrating? Give them clues until they can guess.

## Bible Lesson with Discussion Questions

Message:

***God wants us to worship Him.***

### ***Jesus Enters Jerusalem***

<sup>1</sup> As they all approached Jerusalem, they came to Bethphage. It was on the Mount of Olives. Jesus sent out two disciples. <sup>2</sup> He said to them, "Go to the village ahead of you. As soon as you get there, you will find a donkey tied up. Her colt will be with her. Untie them and bring them to me. <sup>3</sup> If anyone says anything to you, say that the Lord needs them. The owner will send them right away."

## Bible Lesson with Discussion Questions – Continued

<sup>4</sup> This took place so that what was spoken through the prophet would come true. It says,

<sup>5</sup> "Say to the city of Zion,

'See, your king comes to you.

He is gentle and riding on a donkey.

He is riding on a donkey's colt.' " — (*Zechariah 9:9*)

<sup>6</sup> The disciples went and did what Jesus told them to do. <sup>7</sup> They brought the donkey and the colt. They placed their coats on them. Then Jesus sat on the coats. <sup>8</sup> A very large crowd spread their coats on the road. Others cut branches from the trees and spread them on the road. <sup>9</sup> Some of the people went ahead of him, and some followed. They all shouted,

"Hosanna to the Son of David!"

"Blessed is the one who comes in the name of the Lord!" — (*Psalms 118:26*)

"Hosanna in the highest heaven!"

<sup>10</sup> When Jesus entered Jerusalem, the whole city was stirred up. The people asked, "Who is this?"

<sup>11</sup> The crowds answered, "This is Jesus. He is the prophet from Nazareth in Galilee."

### Discussion Questions:

1. How did Jesus enter Jerusalem? (*On a donkey.*)
2. How did the disciples prepare the donkey? (*By putting coats on it for Jesus to sit on.*)
3. The people hailed Jesus as a king. Would you expect a king to ride on a donkey? (*No, maybe a fine horse or something grander.*)
4. Why were the people so stirred up in the city? (*They were waiting for Jesus; they expected Him to save them and do great things for the people.*)
5. How did the people show their praise? (*They shouted, some probably cried, they threw down palm leaves in his path.*)
6. How can we praise and/or worship God? (*Many ways! Discuss possible ways with the students.*)

## Application to Real Life

### "I Want to Worship" Activity

Discuss with the students what the word "worship" means. How do we show God that we want to worship Him, as the people showed Jesus their worship? Use this activity to help the students explore their own ways to worship. You will need to have the students spread out. Pass out a slip of paper and an envelope to each student. On the top of the paper, have them write, "I Want to Worship." Then below that, ask the students to write a resolution of sorts, telling God what they are going to do, starting today, that honors Him. This is to be an expression of what they want to change in their lives so that they can worship Him more fully.

When they are done, have them fold up their paper and put it in the envelope. On the envelope, have each student write his/her home address as if they were mailing it to themselves, and give it to the teacher as they leave class today.

Tell the students that in a few months, after they've forgotten that they've done this, they will receive this letter as a reminder that worshipping God is what life is all about.

Spread out and get busy. Teachers collect the envelopes and MAIL them to the students in a few months.

## Memory Work Suggestions

5 minutes

1. Recite the memory verse.
2. Practice finding the memory verse and/or Bible text in their Bible!
3. Pick a fruit of the spirit – ask the children to explain what it means and give an example.
4. Play a game to review an article of faith (toss the bean bag/stuffed animal, the person who catches it says the next word...try to go faster and faster).
5. Allow a volunteer (child) to lead the class in an opening/closing prayer.

## Activity Ideas

Choose One Activity

### Bible Time Discussion

Do you tend to think of worship as a celebration...why or why not?

The Bible has a lot to say about worship. In the book of Exodus, the word worship is used 20 times. It seems like the theme may be “worship”. Let’s look at 3 passages to see if that is true, as we also discover what worship is.

1. Worship is: **An Expression of Relationship**

#### Read Exodus 3:9-12

Remember the burning bush experience, when God called Moses to go to Egypt? God gives Moses a reason why he should go to Egypt.

1. What is the reason Moses is to go to Egypt? (*the people are oppressed*)
2. How would he know that it is Yahweh (YHWH) that is sending him? (*He will worship God on the same mountain on which he is being called. YHWH is Hebrew and translates as "I am"*)

When God sees His people hurting, his reaction is to save them. This is what the very call of God is about. We are His children. He is our God. We are supposed to be in a relationship with Him.

2. Worship is: **An Expression of Appreciation**

**Read Exodus 7:16, 8:1, 8:20, 9:1, 9:13, 10:3, 10:7** (Pick several different students to read these verses)

1. What is the common theme in these verses? (*Let my people worship Me.*)
2. Why does God want His people to be released? (*The whole point of the Exodus is to have His people worship Him*)

3. Worship is: **An Expression of Awe**

#### Read Exodus 26ff, 40:34-35

The first text, which encompasses much of the second half of the book of Exodus, is all about the setting up of the tabernacle. This was to be the place where the wandering Israelites would worship. But then look what happens at the very end of Exodus, (40: 34,35) another clue that the theme of the book is worship.

1. Imagine that scene for a moment, what do you think it looked like?
2. If you were an eyewitness to what happened right then, what would you have said/done/felt? What they witnessed was amazing. Moses could not even enter the tent because the presence of God filled the space. The presence of God was near. Worship is: An Expression of Awe.





## Activity Ideas – Continued

### 4. Worship is: **Being Amazed by God**

We also see worship as the theme elsewhere in Exodus, for example in Exodus 15 after crossing the Red Sea, and in Exodus 34, with Moses' radiant face. Worship is: being blown away by God.

1. How often do you feel that way during worship?
2. Why do you feel we don't have this type of experience more often? Is it God's fault or ours?
3. What is your attitude when you are worshipping?
4. How Do You Worship God?

Obviously, there's no "right" way to worship. There are lots of ways to express relationship, appreciation, and awe. Most of us when we think of worship we think of music, but that's such a small piece.

### **"Take Time for Praise" Activity**

Think about the Bible story today about Palm Sunday. How did the people welcome Jesus into Jerusalem? (Discuss.) In what ways did the people show their praise? (Discuss.) Now think about our own lives. Do we take the time to praise God? Begin by making a list of things we can praise God for. This can be done individually on paper or as a whole-class brainstorm session with the board/easel, or a large piece of paper or poster board on the table. Encourage the students to make the list as long as they can – we have so many reasons to praise God, every single day! You could also make a poster to display in class or on the class bulletin board. Be creative and have fun!

## **Journal**

*Choose One*

Read Romans 12:1-2. What does it say that "worship" is? What does the act of "worshipping God" mean to you? Write about it.

Write down one way that you will work on this in the coming week to show your praise to God. Write down specifically how you will accomplish this goal and why this shows praise to God. Example: "I will praise God by helping to clean up at church this week after Sunday school. This praises God because I am honoring His house where we come to worship Him."

## **Homework Ideas**

- Read: **Mark 14:12-25** (*The Last Supper*).
- Learn the Memory Verse: *"The believers studied what the apostles taught. They shared life together. They broke bread and ate together. And they prayed." --Acts 2:42 (NIRV)*
- Learn the \_\_\_\_\_ Article of Faith
- Try to figure out how many times in one year it is possible for you to receive Communion. Remember to account for holidays, and don't forget about Wednesdays too. Bring your guess to class.

### **Other Resources**

<http://children.cccm.com/curriculum/> → Click on “NT Support Curriculum → See Page 6 for the lesson titled “The Triumphal Entry To Jerusalem”.



## **Let's Party**

*Instructions:* As you go down the list in planning your ideal party or celebration, choose only one of the two options. No, you cannot choose both. When finished, share your selections with the other members of your group.

### **My Party Plans**

#### **For Music:**

- ☐ Lively Christian worship songs so everyone can praise God and sing along
- ☐ Good mixture of Rock, Rap, R&B and loud beats to get everyone on their feet

#### **For Food:**

- ☐ Hot dogs, hamburgers, snacks, chips and all the condiments you could want
- ☐ Hors d'oeuvres and other culinary delights catered and cooked to perfection

#### **For Desert:**

- ☐ Sweet pleasures, pie, cake, chocolates, enough for all to heap on the pounds
- ☐ Ice cream cones in assorted flavors, simple yet so satisfying

#### **For Beverages:**

- ☐ Cans of every type a soft drink imaginable, so no one will be disappointed
- ☐ Lots of ice on hand, and let everyone bring their favorite refreshments

#### **For Tableware:**

- ☐ The best china and crystal in the house, along with impressive shiny silverware
- ☐ Plastic knives, forks, spoons and cups, for no-worry no-cleanup fun

#### **For Guests:**

- ☐ Close friends, so we can all "let our hair down" and have a great time
- ☐ Anyone can come, especially people I don't know, the more the merrier

#### **For Location:**

- ☐ The backyard, for an intimate, familiar setting without any hassles
- ☐ Fancy clubhouse or party room, to provide something different and exciting

#### **Additional Discussion Questions:**

What is your favorite celebration? New Years, your birthday, etc.?  
What makes a celebration great? (food, music, friends, etc.)



## Take Home Page: Palm Sunday

### Today I learned...

Today your child learned that **God wants us to worship Him**. The children recalled the events of Palm Sunday and how the people welcomed Jesus into Jerusalem. They also explored what it means to praise and worship God and discovered ways to enhance their own worship of Him.

### Help me learn my memory verse...

*"Blessed is he who comes in the name of the Lord." --Matthew 21:9 (NIRV)*

### Ask me...

1. What do you remember about the events of Palm Sunday? How did the people show their praise to Jesus that day?
2. What do you do to praise and/or worship God?
3. Why do you think God wants us to worship Him?

### Live Your Faith...

*Make a list together of ways that you can worship and praise God each week, when you are not at church. Talk about what you are already doing, or how you could worship Him more. Set goals for your week to work on finding more time to worship Him and make it a priority as a family, simply because of all God is and all He has done for you.*

# The Last Supper

Mark 14:12-25

## Learning Objectives

1. The children recall the events of Christ's Last Supper with His disciples.
2. The children explain the symbolic meaning of Holy Communion.
3. The children will discuss what it means to commune with God.

Memory Verse:

***"The believers studied what the apostles taught. They shared life together. They broke bread and ate together. And they prayed."***

***--Acts 2:42 (NIRV)***

## Getting Started

### Twenty Dollar Bill Activity

See: [www.teensundayschool.com](http://www.teensundayschool.com) → Object Talks → "Behind a Twenty Dollar Bill"

You will need a twenty-dollar bill or another large bill for this activity. Please see the above website for detailed instructions.

You will use this activity to discuss Holy Communion. If possible, have a minister bring a wafer to class to handle and show the students while the teacher talks about its meaning. Discuss the three drops of wine and the alpha and omega symbols. Note that it should be handled with respect and reverence.) But what makes these small items, these small symbols so special? What makes them so valuable? Today we will be talking about how this wafer is so special and valuable, because of the story behind it.

It is because of the love of God and the sacrifice made by our Lord Jesus, we gather as the Body of Christ during the time of communion to remember His death, his broken body, his shed blood, and to celebrate His resurrection. All of that is behind this wafer. So, when we partake in communion, let us remember what Jesus did, and do so with respect and reverence.

## Bible Lesson with Discussion Questions

Message:

***Communion brings us closer to God.***

### ***The Lord's Supper***

<sup>12</sup> It was the first day of the Feast of Unleavened Bread. That was the time to sacrifice the Passover lamb.

Jesus' disciples asked him, "Where do you want us to go and prepare for you to eat the Passover meal?"

<sup>13</sup> So he sent out two of his disciples. He told them, "Go into the city. A man carrying a jar of water will meet you. Follow him. <sup>14</sup> He will enter a house. Say to its owner, 'The Teacher asks, "Where is my guest room? Where can I eat the Passover meal with my disciples?"' <sup>15</sup> He will show you a large upstairs room. It will have furniture and will be ready. Prepare for us to eat there."

<sup>16</sup> The disciples left and went into the city. They found things just as Jesus had told them. So they prepared the Passover meal.

## Bible Lesson with Discussion Questions - Continued

<sup>17</sup> When evening came, Jesus arrived with the Twelve. <sup>18</sup> While they were at the table eating, Jesus said, "What I'm about to tell you is true. One of you who is eating with me will hand me over to my enemies."

<sup>19</sup> The disciples became sad. One by one they said to him, "It's not I, is it?"

<sup>20</sup> "It is one of the Twelve," Jesus replied. "It is the one who dips bread into the bowl with me. <sup>21</sup> The Son of Man will go just as it is written about him. But how terrible it will be for the one who hands over the Son of Man! It would be better for him if he had not been born."

<sup>22</sup> While they were eating, Jesus took bread. He gave thanks and broke it. He handed it to his disciples and said, "Take it. This is my body."

<sup>23</sup> Then he took the cup. He gave thanks and handed it to them. All of them drank from it.

<sup>24</sup> "This is my blood of the new covenant," he said to them. "It is poured out for many. <sup>25</sup> What I'm about to tell you is true. I won't drink wine with you again until the day I drink it in God's kingdom."

### Discussion Questions:

1. What was important about the day of the Last Supper? (*It was the traditional day of the Passover feast, where the Jews remembered the Passover events in Egypt with Moses and the Israelites.*)
2. How did Jesus ask to prepare the room? (*He asked for a large upstairs room that was furnished, so he could eat the meal with his disciples, he also asked for a large basin of water, so he could wash the disciple's feet.*)
3. What sad news did Jesus reveal to his disciples? (*That one of them would betray him, and it would be so bad he would wish he was never born!*)
4. What did Jesus say when he broke the bread? (*This is my body, eat it.*)
5. What did Jesus say when he drank the wine and passed it around? (*This is for many – meaning, it represents his blood.*)
6. When does Jesus say he'll partake of communion again with us? (*In His Father's Kingdom – this was indeed the last supper with the disciples.*)
7. What do you think it truly means to commune with God? (*Discuss.*)

## Application to Real Life

### The Human Knot

See: [www.teensundayschool.com](http://www.teensundayschool.com) → Lessons → Life Applications → Christian Principles → "Observing Communion"

You will need to gather your students together in a tight circle (it doesn't matter how many students are present, just huddle up). Recruit extra volunteer participants as needed.

Have each person grab the hand of another person in the circle. Then have them join their other hand with a different person in the circle. Once done, you've created a human knot. The objective in this game is to untangle the knot without anyone releasing another's hand. (Hands can be repositioned, but always touching.) You might have to twist, turn, walk over/under arms, etc., but most knots, given enough time, can be untangled. In some cases, more than one knot may be the end result.

### Discussion Questions:

1. How did it feel when you were all tangled up?
2. How hard was it to figure out how to get untangled?
3. Did you ever want to quit? What kept you going?
4. What did you feel when we finally got untangled?

## **Application to Real Life – Continued**

In today's lesson we learned about communion. In real life we can often get caught up in a lot of things. Communion with our Heavenly Father and the Lord Jesus helps us to get ourselves untangled, to make things right again and be able to start over, no matter what we have done. Knowing this, how does that make you feel? Talk about it together.

## **Memory Work Suggestions**

*5 minutes*

1. Recite the memory verse.
2. Practice finding the memory verse and/or Bible text in their Bible!
3. What Holy Sacrament is most related to today's lesson? Why?
4. What is forgiveness? How does it relate to celebrating Holy Communion? Discuss.
5. Play a game to review an article of faith (toss the bean bag/stuffed animal, the person who catches it says the next word...try to go faster and faster).
6. Allow a volunteer (child) to lead the class in an opening/closing prayer.

## **Activity Ideas**

### **Make it Real**

As you go through the "last supper" lesson, have a last supper with the students. Before class, set out plates for each student, and put an X under one to be Judas. The teacher will be Jesus and use bread or crackers and grape juice to represent the bread and wine. Have the students read the lesson with you, and when you get to the part of Judas, have them check under their plates for the X. Continue with the story and talk about the communion we discussed at the beginning.

At the end of the story, go back to discuss Judas. Ask that student how they felt to be Judas and know you would betray Jesus. Now think about how we feel now that because Jesus died for our sins, we can find grace.

### **Bible Time**

Look up in the Bible and carefully read Matthew 14:22-25 together. What does the bread symbolize? (Jesus' body). What does the wine symbolize? (Jesus' blood). When we partake in Holy Communion, we are remembering Christ's sacrifice and doing it in remembrance of him. Look again at the wafer and think about all that we must remember when we are eating this simple wafer and all that it represents.

### **"Communion" in the Scripture**

*(Below is a list of every appearance of communion in the book of Acts. Assign verses to individuals or smaller groups of students. Have them read their verses and be ready for a few basic questions afterward.)*

#### **Communion in the Book of Acts:**

- Acts 2:42
- Acts 2:46
- Acts 20:7
- Acts 20:11
- Acts 27:35

1. What did your verse(s) say about communion?
2. Who participated in it? What were their reasons?
3. How important does communion seem, based on this passage?

## Activity Ideas – Continued

### Communion Elsewhere in the Bible:

- Matthew 26:26-29
  - 1 Corinthians 10:16
1. What does the bread of communion stand for? (*Christ's body*)
  2. What does the cup stand for? (*Christ's blood*)
  3. In the book of Matthew, when does Jesus say he'll partake of it again with us? (*in His Father's Kingdom*)
  4. What do you think that means?
  5. What do you think it truly means to commune with God?

## Journal

Choose One

What have you learned about communion that you didn't know before? Write about it.

Jesus sacrificed his life for us because He loved us so much! What kinds of things can we do to show our love for others? Write about some ways you can make sacrifices for others this week.

Jesus' sacrifice allows us to have our sins forgiven. Write about something you are sorry you did this week, and how you will change in the weeks to come.

Take your Bible and spend time re-reading the verses we've read today. Take some time to experience God and allow yourself to understand that this is exactly what we should be doing when we participate in communion and experiencing closeness with God. Write about what you are feeling.

## Homework Ideas

- Read: **Luke 22:39-54** (*Jesus in the Garden of Gethsemane*).
- Learn the Memory Verse:  
"If you do not stand firm in your faith, you will not stand at all." --Isaiah 7:9
- Learn the \_\_\_\_\_ Article of Faith
- If you had the chance to talk to God tomorrow, one on one, face to face, what would you want to tell Him? What would you need His help with? Write about it. Bring your paper to class.

### Other Resources

<http://children.cccm.com/curriculum/> → Click on "NT Support Curriculum → See Page 7 for the lesson titled "The Last Supper".



## Take Home Page: The Last Supper

### Today I learned...

Today your child learned that **communion brings us closer to God**. The children will recall the events of the Last Supper that Jesus celebrated with His disciples. They also explored the symbolic meaning of Holy Communion and talked about what it means to commune with God.

### Help me learn my memory verse...

*"The believers studied what the apostles taught. They shared life together.  
They broke bread and ate together. And they prayed. "*

*--Acts 2:42 (NIRV)*

### Ask me...

1. Why was the Last Supper so important and special?
2. What does it mean to "commune" with God?
3. What do you think about when you take communion? Do you think about Jesus and how He died for you? Why or why not?

### Live Your Faith...

*Re-create the last supper at home with your children. Provide a bowl of water for washing feet, and fresh bread and grape juice for eating/drinking. (You could also look up what else the Jewish people might have eaten at the Passover meal and explore some of that food with your family.) After you bless the food, talk about the sacrifice that the Lord Jesus was about to make for us as you eat. Allow each one to share how that makes him/her feel about Jesus, considering such a sacrifice.*

## Jesus in the Garden of Gethsemane

*Luke 22:39-54*

## Learning Objectives

1. The children will recall what happened with Jesus in the Garden of Gethsemane.
2. The children will identify why Jesus wrestled in prayer with His Father.
3. The children will be able to verbalize the importance of standing firm in their faith.

**Memory Verse:** *"If you do not stand firm in your faith, you will not stand at all."  
--Isaiah 7:9 (NIRV)*

## Getting Started

### Choose One Activity

### Share the Homework

1. What do you like to do when you have some time to yourself?
2. What are some things you can do alone that are beneficial? (*studying, cleaning your room, resting, etc.*)
3. Some of us struggle with loneliness, and it opens us up to temptation. What are some sin problems that creep up on us when we are alone?

Being alone could produce great temptation, but it can also provide opportunities for closeness with God.

Share the Homework (without getting too personal due to the nature of the assignment). Tell the children that they can talk to God all the time. Do you have to always be folding your hands and closing your eyes and bowing down on your knees to talk to God? (NO! Discuss). Talking with God allows us to be close to God. In today's lesson, Jesus went to a place where He could find closeness to God.

### Stand Firm

(Use this simple activity to introduce the concept of standing firm. You will demonstrate how easy it is to lose your balance when you do not have two feet firmly on the ground.)

*I need one volunteer to come to the front of the class.*

*Okay, now I want you to stand on one foot. Good, now hold it.*

*Now, I need another volunteer to come up here to the front.*

*(Wait until the volunteer #2 gets to the front of the room.)*

*Now, I want you to push volunteer #1 over. Go ahead, give a little push! (The person will easily lose their balance)*

*Alright, now volunteer #1, I want you to stand on both feet, and spread them wide, at least shoulder-length apart.*

*Now push again and notice the difference.*

(You can repeat the two scenarios with other students, if desired)

## Getting Started – Continued

Ask: what's the difference between the two times? How come on the first try the person almost always loses their balance, and on the second try it's much harder to push someone over? The answer is obvious. With two feet on the ground, you can stand firm on your feet. When you stand firm, are you easily influenced by those who are around you? (no). Why is it important to stand firm? (Discuss). In today's story, two individuals did not stand firm in their beliefs. (Continue with the story.)

## Bible Lesson with Discussion Questions

**Message:**

***Stand firm in your faith.***

### ***Jesus Prays on the Mount of Olives***

<sup>39</sup> Jesus went out as usual to the Mount of Olives. His disciples followed him. <sup>40</sup> When they reached the place, Jesus spoke. "Pray that you won't fall into sin when you are tempted," he said to them.

<sup>41</sup> Then he went a short distance away from them. There he got down on his knees and prayed. <sup>42</sup> He said, "Father, if you are willing, take this cup of suffering away from me. But do what you want, not what I want."

<sup>43</sup> An angel from heaven appeared to Jesus and gave him strength. <sup>44</sup> Because he was very sad and troubled, he prayed even harder. His sweat was like drops of blood falling to the ground.

<sup>45</sup> After that, he got up from prayer and went back to the disciples. He found them sleeping. They were worn out because they were very sad.

<sup>46</sup> "Why are you sleeping?" he asked them. "Get up! Pray that you won't fall into sin when you are tempted."

### ***Jesus Is Arrested***

<sup>47</sup> While Jesus was still speaking, a crowd came up. The man named Judas was leading them. He was one of the Twelve. Judas approached Jesus to kiss him.

<sup>48</sup> But Jesus asked him, "Judas, are you handing over the Son of Man with a kiss?"

<sup>49</sup> Jesus' followers saw what was going to happen. So they said, "Lord, should we use our swords against them?" <sup>50</sup> One of them struck the servant of the high priest and cut off his right ear.

<sup>51</sup> But Jesus answered, "Stop this!" And he touched the man's ear and healed him.

<sup>52</sup> Then Jesus spoke to the chief priests, the officers of the temple guard, and the elders. They had all come for him. "Am I leading a band of armed men against you?" he asked. "Do you have to come with swords and clubs?" <sup>53</sup> Every day I was with you in the temple courtyard. And you didn't lay a hand on me. But this is your hour. This is when darkness rules."

### ***Peter Says He Does Not Know Jesus***

<sup>54</sup> Then the men arrested Jesus and led him away. They took him into the high priest's house. Peter followed from far away.

### Discussion Questions:

1. What was Jesus doing at the beginning of this passage? (*He was praying – and he was concentrating so much, his sweat was like blood.*)
2. What did Jesus pray for? (*Strength, and that if possible, he wouldn't have to die. But he said, let it be God's will what happens.*)
3. Think back to our previous lesson – what did Jesus say to the disciples at the Last Supper? (*One of you will betray me, and it will be very bad for that person when he does this.*)
4. Who gave strength to Jesus? (*An angel.*)

## **Bible Lesson with Discussion Questions – Continued**

5. Who betrayed Jesus, and how did he do it? (*Judas, with a kiss.*)
6. Why do you think Judas chose to betray Jesus? (*He was probably influenced by those who were around him and his own ideas of how things should be.*)
7. How do you think Judas felt after He realized what He had done? How would you feel? (*Discuss.*)
8. Who did the chief priests hand Jesus over to? (*Pilate.*)
9. Judas was Jesus' friend, yet he turned on him. Is it always easy to stand up for others? (*Discuss together.*)

## **Application to Real Life**

The students will need to pair up. They can remain together for both parts of the activity.

Part 1:

Explain to the children that they should talk to one another, at the same time, for one minute. They can talk about anything they like, but both partners must be talking simultaneously and continuously for the full minute. Use a stopwatch if needed. After one minute ask the following questions:

### Discussion Questions:

1. What was your partner talking about?
2. Was it hard to hear?
3. Was it hard to concentrate on what you were saying?

Part 2:

With the same pairs of students, have one person talk for 30 seconds while the other waits in silence and listens. After 30 seconds, switch roles and do it again. Then ask the following questions:

### Discussion Questions:

1. Now, what did your partner say that time?
2. Was it hard or easy to hear?
3. Was it easier to communicate what you were saying? Why?

This activity shows us how noise can affect our ability to understand fully what others are saying, which can in turn affect our relationships. The same is true for our relationship with God. Sometimes, we need to go off to a quiet place, away from distractions, so we can forget about us and focus completely on Him and talk to Him. This is where your strength will come from and it will help you stay focused and stand firm in your faith.

## **Memory Work Suggestions**

5 minutes

1. Recite the memory verse.
2. Practice finding the memory verse and/or Bible text in their Bible!
3. Play a game to review an article of faith (toss the bean bag/stuffed animal, the person who catches it says the next word...try to go faster and faster).
4. Allow a volunteer (child) to lead the class in an opening/closing prayer.
5. What fruit of the spirit is discussed in today's lesson (faith). Explain it in your own words.

## Activity Ideas

### Gaining Strength

Did you ever see someone who is really healthy and strong? Maybe an athlete or a body builder? How do they become physically strong? (Discuss)

Show the students the Food pyramid (see attached). Talk about what it is (hopefully they have seen it before). Ask them some questions, for example:

- a. Carrot vs. cookie – what makes you stronger?
- b. Piece of chocolate vs. broccoli – what makes you stronger?

*(continue with the questions)*

Which makes me stronger: playing my DS OR going outside to shoot some hoops? Talking with my friends on Facebook (or texting) OR raking the leaves in the back yard?

Jesus was able to receive strength from the angel in today's lesson. We all go through bad times. How do we get strengthened? Where do we get our strength from? We have choices in life. What choices do we make? Do you choose to seek out strength from God when you need help? (Jesus when He was praying had to seek out the strength. Jesus had to pray to God and look to Him for that source of strength). What can you do to become stronger spiritually? Discuss together. (Pray more often, read about God, talk with my family about the service, pray together with my family, etc.)

### How Does the World Rub Off on You?

Take a few moments and answer the questions (see attached sheet). They are intended to start you thinking about how the things of this world may be affecting your life. Your answers are personal, not to be shared so be honest with yourself.

This activity should at least start us thinking about how the world affects our lives. Often, we say one thing and do another. None of us live a model life that is a completely perfect and tangible example of our faith.

Judas was influenced by those around him to turn on his friend, Jesus. Look what happened. Think about what could happen to you if you let the wrong things or people influence you in your life. Would you find yourself with God? Discuss together.

## Journal

*Choose One*

Think about a part/area of your life where you need to stand firm. Why is it important that you stand firm regarding that part of your life? Write about it.

How hard is it to "be your own person" when your friends and those around you want you to do something else? What can you do when you find yourself in that sort of situation? Write about it.

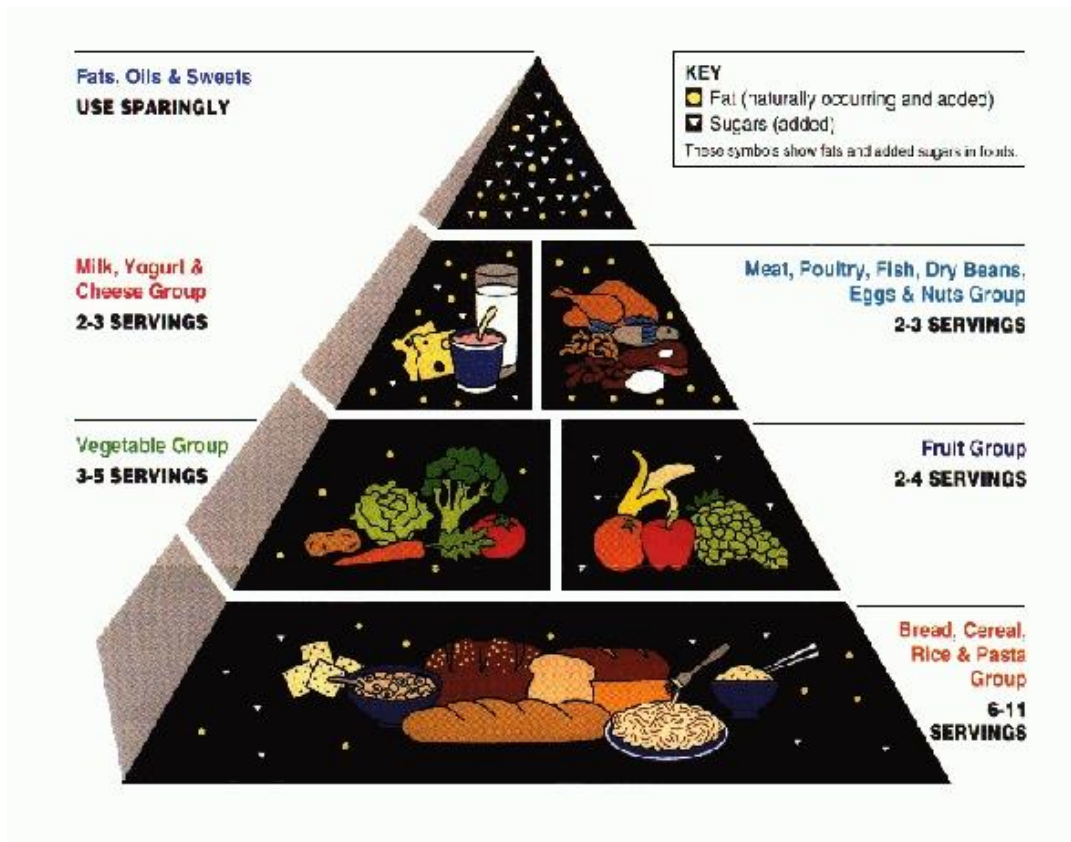
## **Homework Ideas**

- Read: **Luke 22:54 to 23:25; Matthew 26:57 to 27:32** (*Jesus' Suffering*).
- Learn the Memory Verse:  
*"Father, if you are willing, take this cup of suffering away from me..." --Luke 22:42 (NIRV)*
- Learn the \_\_\_\_\_ Article of Faith
- Think about a time when you were the most tired you have EVER been in your life. Maybe you ran a long race, or had to work outside all day, or maybe even you were tired from spending a day at the beach in the sun all day. Write about that day and how exhausted you felt. Bring it to class to share.


## **Other Resources**

<http://children.cccm.com/curriculum/> → Click on "NT Support Curriculum → See Page 7 for the lesson titled "The Garden of Gethsemane".

## The Food Pyramid



OR USE:



### **In what ways does the world tend to rub off on you?**

Do you (1) use money and love people, or (2) use people and love money?

(1) \_\_\_\_\_ (2) \_\_\_\_\_

Do you think you need more than food, clothing, and God's love?

(Yes) \_\_\_\_\_ (No) \_\_\_\_\_

When you have an extra fifty bucks to spend on anything you want, what do you do with it?

---

---

---

---

If aliens were to come to earth, knowing nothing about our planet, and they were asked who you looked or acted like, who would they choose?

- \_\_\_\_\_ like a pop star
- \_\_\_\_\_ like a movie star
- \_\_\_\_\_ like a celebrity
- \_\_\_\_\_ like Jesus





## Take Home Page: Jesus in the Garden of Gethsemane

### Today I learned...

Today your child learned that we need to **stand firm in our faith**. The children recalled what happened with Jesus in the Garden of Gethsemane. They also talked about why Jesus wrestled in prayer with His Father, and the importance of standing firm in their own faith.

### Help me learn my memory verse...

*"If you do not stand firm in your faith, you will not stand at all." --Isaiah 7:9 (NIRV)*

### Ask me...

1. Why do you think Jesus was sweating blood when He prayed that prayer in the Garden of Gethsemane?
2. Why did Judas betray Jesus? Do you think it was part of God's plan?
3. What does it mean to "stand firm in your faith"?

### Live Your Faith...

*Talk together about "faith" and what that word means. Share with each other if you find it easy or difficult to stand firm in your faith and what you believe about God and His Son. Do you think it is obvious (or not) to others in your lives that you love God and His Son with all your heart? Why or why not? Encourage each other to stand firm in your faith and to make an intentional effort to share the love you have for Jesus this week with someone in your life who may not know about Him.*

# Jesus' Suffering

Luke 22:54 to 23:25; Matthew 26:57 to 27:32

## Learning Objectives

1. The children will recall how Jesus allowed himself to be accused and sentenced.
2. The children will explore how when we trust God completely, it is possible to react to ridicule and injustice with great patience and self-control.

**Memory Verse:**     *"Father, if you are willing, take this cup of suffering away from me..." --Luke 22:42 (NIRV)*

## Getting Started

*Choose One Activity*

### Perseverance game

This game is designed to wear the children out. You will need a space along a wall. Feel free to play too. You probably won't win but the students will love to watch you try. Tell the students that they are going to play a little game to see who has the most endurance (or perseverance).

Have everyone line up with you along a bare wall, leaving some space between each person. After everyone is in position, explain that when you say "go" everyone must squat down as if sitting on an invisible chair. There are three rules:

- You can't touch anyone else
- You can't put your hands on your legs
- Your head and back must stay flat against the wall.

You must stay in that position as long as you can. Confirm that everyone understands what they are supposed to do. Check the time, then say "Ready...set...go!" See who can last the longest. Someone in peak physical condition may last 5-10 minutes, but most people will only last a couple of minutes. After you have a clear winner, let them know how long they lasted, then have everyone return to their seats to discuss the following questions.

### Discussion Questions:

1. How hard was that? Why was it hard?
2. What finally made some of you give up?
3. Tiredness affects us physically...can you experience spiritual tiredness.

In today's lesson, Jesus had to endure much suffering. Let's see if He grew tired.

### Would You Rather...

Ask the children the following questions and allow them to decide an answer what they would rather do.

Would You Rather...

1. Run a marathon or wrestle a sumo wrestler?
2. Swim across the ocean or walk across a desert?
3. Climb a mountain or repel off a cliff?
4. Listen to fingernails scraping a chalkboard or hear a fork screeching across a plate?
5. Try to stay awake for three nights in a row or do jumping jacks until you pass out?
6. Wear shoes that are three sizes too small with a huge blister on your foot or wear a sandpaper shirt with a bad sunburn?

These questions are just for fun, but all of us have done hard stuff before that required perseverance. In today's lesson, Jesus had to also persevere through much suffering, and He did that for us. (Continue with the lesson.)

## Bible Lesson with Discussion Questions

Message:

*In God we find strength.*

### **Luke ~ Peter Says He Does Not Know Jesus**

<sup>54</sup> Then the men arrested Jesus and led him away. They took him into the high priest's house. Peter followed from far away. <sup>55</sup> They started a fire in the middle of the courtyard. Then they sat down together. Peter sat down with them.

<sup>56</sup> A female servant saw him sitting there in the firelight. She looked closely at him. Then she said, "This man was with Jesus."

<sup>57</sup> But Peter said he had not been with him. "Woman, I don't know him," he said.

<sup>58</sup> A little later someone else saw Peter. "You also are one of them," he said.

"No," Peter replied. "I'm not!"

<sup>59</sup> About an hour later, another person spoke up. "This fellow must have been with Jesus," he said. "He is from Galilee."

<sup>60</sup> Peter replied, "Man, I don't know what you're talking about!"

Just as he was speaking, the rooster crowed. <sup>61</sup> The Lord turned and looked right at Peter. Then Peter remembered what the Lord had spoken to him. "The rooster will crow today," Jesus had said. "Before it does, you will say three times that you don't know me." <sup>62</sup> Peter went outside. He broke down and sobbed.

### **The Guards Make Fun of Jesus**

<sup>63</sup> There were men guarding Jesus. They began laughing at him and beating him. <sup>64</sup> They blindfolded him. They said, "Prophecy! Who hit you?" <sup>65</sup> They also said many other things to make fun of him.

### **Jesus Is Brought to Pilate and Herod**

<sup>66</sup> At dawn the elders of the people met together. These included the chief priests and the teachers of the law. Jesus was led to them. <sup>67</sup> "If you are the Christ," they said, "tell us."

Jesus answered, "If I tell you, you will not believe me. <sup>68</sup> And if I asked you, you would not answer. <sup>69</sup> But from now on, the Son of Man will be seated at the right hand of the mighty God."

<sup>70</sup> They all asked, "Are you the Son of God then?"

He replied, "You are right in saying that I am."

<sup>71</sup> Then they said, "Why do we need any more witnesses? We have heard it from his own lips."

### **Luke 23**

<sup>1</sup> Then the whole group got up and led Jesus off to Pilate. <sup>2</sup> They began to bring charges against Jesus. They said, "We have found this man misleading our people. He is against paying taxes to Caesar. And he claims to be Christ, a king."

<sup>3</sup> So Pilate asked Jesus, "Are you the king of the Jews?"

"Yes. It is just as you say," Jesus replied.

<sup>4</sup> Then Pilate spoke to the chief priests and the crowd. He announced, "I find no basis for a charge against this man."

<sup>5</sup> But they kept it up. They said, "His teaching stirs up the people all over Judea. He started in Galilee and has come all the way here."

<sup>6</sup> When Pilate heard this, he asked if the man was from Galilee. <sup>7</sup> He learned that Jesus was from Herod's area of authority. So Pilate sent Jesus to Herod. At that time Herod was also in Jerusalem.

<sup>8</sup> When Herod saw Jesus, he was very pleased. He had been wanting to see Jesus for a long time. He had heard much about him. He hoped to see Jesus do a miracle.

<sup>9</sup> Herod asked him many questions, but Jesus gave him no answer. <sup>10</sup> The chief priests and the teachers of the law were standing there. With loud shouts they brought charges against him.

## Bible Lesson with Discussion Questions - Continued

<sup>11</sup> Herod and his soldiers laughed at him and made fun of him. They dressed him in a beautiful robe. Then they sent him back to Pilate. <sup>12</sup> That day Herod and Pilate became friends. Before this time they had been enemies.

<sup>13</sup> Pilate called together the chief priests, the rulers and the people. <sup>14</sup> He said to them, "You brought me this man. You said he was turning the people against the authorities. I have questioned him in front of you. I have found no basis for your charges against him. <sup>15</sup> Herod hasn't either. So he sent Jesus back to us. As you can see, Jesus has done nothing that is worthy of death. <sup>16-17</sup> So I will just have him whipped and let him go."

<sup>18</sup> With one voice the crowd cried out, "Kill this man! Give Barabbas to us!" <sup>19</sup> Barabbas had been thrown into prison. He had taken part in a struggle in the city against the authorities. He had also committed murder.

<sup>20</sup> Pilate wanted to let Jesus go. So he made an appeal to the crowd again. <sup>21</sup> But they kept shouting, "Crucify him! Crucify him!"

<sup>22</sup> Pilate spoke to them for the third time. "Why?" he asked. "What wrong has this man done? I have found no reason to have him put to death. So I will just have him whipped and let him go."

<sup>23</sup> But with loud shouts they kept calling for Jesus to be crucified. The people's shouts won out.

<sup>24</sup> So Pilate decided to give them what they wanted. <sup>25</sup> He set free the man they asked for. The man had been thrown in prison for murder and for fighting against the authorities. Pilate gave Jesus over to them so they could carry out their plans.

### **Matthew ~ Jesus Is Taken to the Sanhedrin**

<sup>57</sup> Those who had arrested Jesus took him to Caiaphas, the high priest. The teachers of the law and the elders had come together there. <sup>58</sup> Not too far away, Peter followed Jesus. He went right up to the courtyard of the high priest. He entered and sat down with the guards to see what would happen.

<sup>59</sup> The chief priests and the whole Sanhedrin were looking for something to use against Jesus. They wanted to put him to death. <sup>60</sup> But they did not find any proof, even though many false witnesses came forward.

Finally, two other witnesses came forward. <sup>61</sup> They said, "This fellow claimed, 'I am able to destroy the temple of God. I can build it again in three days.'"

<sup>62</sup> Then the high priest stood up. He asked Jesus, "Aren't you going to answer? What are these charges that these men are bringing against you?"

<sup>63</sup> But Jesus remained silent.

The high priest said to him, "I command you under oath by the living God. Tell us if you are the Christ, the Son of God."

<sup>64</sup> "Yes. It is just as you say," Jesus replied. "But here is what I say to all of you. In days to come, you will see the Son of Man sitting at the right hand of the Mighty One. You will see the Son of Man coming on the clouds of heaven."

<sup>65</sup> Then the high priest tore his clothes. He said, "He has spoken a very evil thing against God! Why do we need any more witnesses? You have heard him say this evil thing. <sup>66</sup> What do you think?"

"He must die!" they answered.

<sup>67</sup> Then they spit in his face. They hit him with their fists. Others slapped him. <sup>68</sup> They said, "Prophecy to us, Christ! Who hit you?"

### **Peter Says He Does Not Know Jesus**

<sup>69</sup> Peter was sitting out in the courtyard. A female servant came to him. "You also were with Jesus of Galilee," she said.

<sup>70</sup> But in front of all of them, Peter said he was not. "I don't know what you're talking about," he said.

<sup>71</sup> Then he went out to the gate leading into the courtyard. There another woman saw him. She said to the people, "This fellow was with Jesus of Nazareth."

<sup>72</sup> Again he said he was not. With an oath he said, "I don't know the man!"

## Bible Lesson with Discussion Questions – Continued

<sup>73</sup> After a little while, those standing there went up to Peter. "You must be one of them," they said. "The way you talk gives you away."

<sup>74</sup> Then Peter began to call down curses on himself. He took an oath and said to them, "I don't know the man!"

Right away a rooster crowed. <sup>75</sup> Then Peter remembered what Jesus had said. "The rooster will crow," Jesus had told him. "Before it does, you will say three times that you don't know me." Peter went outside. He broke down and sobbed.

### Matthew 27 ~ Judas Hangs Himself

<sup>1</sup> It was early in the morning. All the chief priests and the elders of the people decided to put Jesus to death. <sup>2</sup> They tied him up and led him away. Then they handed him over to Pilate, who was the governor.

<sup>3</sup> Judas, who had handed him over, saw that Jesus had been sentenced to die. He felt deep shame and sadness for what he had done. So he returned the 30 silver coins to the chief priests and the elders. <sup>4</sup> "I have sinned," he said. "I handed over a man who is not guilty."

"What do we care?" they replied. "That's your problem."

<sup>5</sup> So Judas threw the money into the temple and left. Then he went away and hanged himself.

<sup>6</sup> The chief priests picked up the coins. They said, "It's against the law to put this money into the temple fund. It is blood money. It has paid for a man's death." <sup>7</sup> So they decided to use the money to buy a potter's field. People from other countries would be buried there. <sup>8</sup> That is why it has been called The Field of Blood to this very day. <sup>9</sup> Then the words spoken by Jeremiah the prophet came true. He had said, "They took the 30 silver coins. That price was set for him by the people of Israel. <sup>10</sup> They used the coins to buy a potter's field, just as the Lord commanded me."—

*(Zechariah 11:12,13; Jeremiah 19:1?13; 32:6?9)*

### Jesus Is Brought to Pilate

<sup>11</sup> Jesus was standing in front of the governor. The governor asked him, "Are you the king of the Jews?"

"Yes. It is just as you say," Jesus replied.

<sup>12</sup> But when the chief priests and the elders brought charges against him, he did not answer. <sup>13</sup> Then Pilate asked him, "Don't you hear the charges they are bringing against you?"

<sup>14</sup> But Jesus made no reply, not even to a single charge. The governor was really amazed.

<sup>15</sup> It was the governor's practice at the Passover Feast to let one prisoner go free. The people could choose the one they wanted. <sup>16</sup> At that time they had a well-known prisoner named Barabbas. <sup>17</sup> So when the crowd gathered, Pilate asked them, "Which one do you want me to set free? Barabbas? Or Jesus who is called Christ?" <sup>18</sup> Pilate knew that the leaders were jealous. He knew this was why they had handed Jesus over to him.

<sup>19</sup> While Pilate was sitting on the judge's seat, his wife sent him a message. It said, "Don't have anything to do with that man. He is not guilty. I have suffered a great deal in a dream today because of him."

<sup>20</sup> But the chief priests and the elders talked the crowd into asking for Barabbas and having Jesus put to death.

<sup>21</sup> "Which of the two do you want me to set free?" asked the governor.

"Barabbas," they answered.

<sup>22</sup> "Then what should I do with Jesus who is called Christ?" Pilate asked.

They all answered, "Crucify him!"

<sup>23</sup> "Why? What wrong has he done?" asked Pilate.

But they shouted even louder, "Crucify him!"

<sup>24</sup> Pilate saw that he wasn't getting anywhere. Instead, the crowd was starting to get angry. So he took water and washed his hands in front of them. "I am not guilty of this man's death," he said. "You are accountable for that!"

<sup>25</sup> All the people answered, "We and our children will accept the guilt for his death!"

<sup>26</sup> Pilate let Barabbas go free. But he had Jesus whipped. Then he handed him over to be nailed to a cross.

## Bible Lesson with Discussion Questions – Continued

### ***The Soldiers Make Fun of Jesus***

<sup>27</sup> The governor's soldiers took Jesus into the palace, which was called the Praetorium. All the rest of the soldiers gathered around him. <sup>28</sup> They took off his clothes and put a purple robe on him. <sup>29</sup> Then they twisted thorns together to make a crown. They placed it on his head. They put a stick in his right hand. Then they fell on their knees in front of him and made fun of him. "We honor you, king of the Jews!" they said. <sup>30</sup> They spit on him. They hit him on the head with the stick again and again.

<sup>31</sup> After they had made fun of him, they took off the robe. They put his own clothes back on him. Then they led him away to nail him to a cross.

### ***Jesus Is Nailed to a Cross***

<sup>32</sup> On their way out of the city, they met a man from Cyrene. His name was Simon. They forced him to carry the cross.

#### Discussion Questions:

1. When asked if He was the king of the Jews, how did Jesus reply? (*He said, "Yes, it is as you say" FYI - That was why a sign was placed over Jesus head on the cross that said, "king of the Jews".*)
2. When Pilate asked the people if they wanted him to release Jesus, what did they say? (*Crucify him.*)
3. Why do you think Peter said he did not know Jesus? (*Discuss.*)
4. What is meant by Crucifixion? (*It is when a person is nailed or tied to a wooden cross. During Jesus time, this was a form of punishment for criminals such as robbers.*)
5. Jesus endured unspeakable suffering. Why did he go through this? (*It was God's plan; he sacrificed His life for us! – discuss this great sacrifice.*)

## Application to Real Life

*Choose One Activity*

### Back to Back

Arrange the room so you have a large empty space. Start by asking for two volunteers. Have them sit on the floor, back to back and lock arms together. Then, at your command, tell them to stand up while keeping their arms in a tightly locked position. It will not be too easy, but they will succeed by each pressing against the other's back. When accomplished, ask for two additional volunteers to join. Have the four of them sit on the floor in a small circle, and lock arms with the one next to them. Again, at your command, have them stand up keeping their arms in the locked position. Continue to add additional volunteers by twos until the whole class is participating. For smaller classes, you can add only one additional volunteer at a time.

#### Additional Discussion Questions:

1. What's the hardest thing you've ever done? (a job, a practice, a dare, etc.)
2. Why was it the hardest?
3. While you were doing it, did you ever want to quit? Why?
4. Did you quit? Why?
5. If you didn't quit, what helped you to finish?
6. Why do you think perseverance is an important quality to acquire? How did it help the Lord Jesus?

## **Application to Real Life - continued**

*Choose One Activity*

### **How Long Can You Squat?**

Perseverance is hard. This activity will determine which one will be the last one standing.

Challenge each student to assume the squatting position, like they are sitting in a chair but without a chair. The goal is to see who can stay in that position the longest. They can't straighten up too much, and they're eliminated when they give up or fall.

1. At first, was the activity easy or hard? Did the task get harder as time went on?
2. What helped those of you that lasted the longest make it to the end?
3. What other things in life, both physically and spiritually, require perseverance?
4. How does having an attitude of perseverance help you mature?

## **Memory Work Suggestions**

*5 minutes*

1. Recite the memory verse.
2. Practice finding the memory verse and/or Bible text in their Bible!
3. Play a game to review an article of faith (toss the bean bag/stuffed animal, the person who catches it says the next word...try to go faster and faster).
4. Allow a volunteer (child) to lead the class in an opening/closing prayer.
5. What fruit of the spirit could be found in today's lesson? (Patience, Self-Control). Explain what they mean in your own words.

## **Activity Ideas**

*Choose One Activity*

### **Perseverance Activity**

Before class, use masking tape to tape a straight line on the floor about 15 - 20 feet long, or two feet for each child. (If you have only one or two children, recruit a few adult volunteers to help.)

Have the children line up on the tape all facing the same direction, and with both feet on the tape. Choose a child at one end to be the head of the line. When you say go, the child at the head of the line must pass all the other children to go to the end of the line, facing the other direction. Then child number two passes all the children and ends up behind child number one. Child number three does the same, until all the children go through the line and are lined up in the same order as at the start but facing the other direction. The catch is, as each child moves through the line, he or she must always have at least one foot on the line, and the children on the line who are being passed must keep both feet on the line. Let the children try to figure out how to accomplish this task. It is possible, but it takes cooperation and perseverance. The children will need to hold on to each other to keep their balance. Another trick is hold hands and everyone bend outwards together while letting the one child pass.

We face many difficult things in life, many that require a lot of perseverance. But we have someone to help us when perseverance is needed. That person is Jesus. In 2 Thessalonians 3:5, the apostle Paul says, "May the Lord direct your hearts into God's love and Christ's perseverance".

## Activity Ideas – Continued

### “Bible Time ~ Jesus’ Death”

Use your Bible to look up and read Mark 15:15-41 (You may wish to assign portions of this passage to several students). Make a list together on the easel or white board:

There are a lot of things described in that passage:

- Jesus was flogged, a horrific act
- A bunch of soldiers in the Praetorium beat up Jesus
- Jesus wore a purple robe and a crown of thorns while they mocked him
- They crucified Him
- They gambled over his clothes
- A sign hung above his head during his crucifixion
- There were robbers on either side of Jesus’ cross
- Darkness covered the land from noon until three
- Jesus cried out from the cross
- Jesus refused a drink
- The curtain of the temple tore in half

### Discussion Questions:

1. How do we know that all this really happened? (Return to 1 Corinthians 15:3 and read it together.)
2. Why is it important that Jesus died?
3. What do you know about flogging? *\*\* (Chances are they know a little or maybe a lot. Following are some facts about flogging to fill in any blanks)*

*\*\*You may wish to skip this question, please use your discretion.*

### **Flogging:**

- Usually consisted of 39 lashes, sometimes more
- Performed by professional floggers, Roman soldiers
- A whip which separated at the end into 9 separate strands was used
- Each strand had pieces of bone, glass, and stone tied in
- Flogging was done all the way up and down a person’s back, from shoulders to calves

The Bible just says that Jesus was flogged. If we didn’t know the definition of flogging, we might be able to believe that Jesus faked his death, as some claim. But with this critical state in mind, it’s hard to imagine He did so.

## Journal

*Choose One*

Have you ever been spiritually weary and wanted to give up? Write about your experience.

Why do you think perseverance is an important quality to acquire? How did it help the Lord Jesus? How can it help you? Write about it.

Look up 2 Thessalonians 3:5 in your Bible. What do you think this means by “Christ’s perseverance”? Write about it.



## Homework Ideas

- Read: **Luke 23:33-36, 44-45; John 19:17-30; Matthew 27:51-52, 54** (*Good Friday*).
- Learn the Memory Verse:       *"At that moment the temple curtain was torn in two from top to bottom. The earth shook. The rocks split."*    --Matthew 27:51 (NIRV)
- Learn the \_\_\_\_\_ Article of Faith
- Did you ever have a horrible day? Think about the worst day of your life. What happened? Write about and bring it to class to share.

## Other Resources

<http://children.cccm.com/curriculum/> → Click on "NT Support Curriculum → See Page 8 for the lessons titled "Judas Betrays Jesus", "Peter's Denial", and "Sanhedrin Herod Pilate".

## Take Home Page: Jesus' Suffering

### Today I learned...

Today your child learned that **in God we find strength**. The children recalled the events of Jesus' suffering. They also discussed that when we trust God completely, it is possible to react to injustice with great patience and self-control, just like Jesus did.

### Help me learn my memory verse...

*"Father, if you are willing, take this cup of suffering away from me..." --Luke 22:42 (NIRV)*

### Ask me...

1. In what ways did Jesus suffer in today's lesson?
2. Why do you think God allowed Jesus to endure such unspeakable suffering?
3. How do you feel about Jesus, knowing that He suffered for YOU?

### Live Your Faith...

*Together, look up the word "perseverance" and find its definition. Talk together about how Jesus demonstrated perseverance in today's story. Many Christians today all around the world also endure suffering because of their faith in God and His Son. They manage to get through their suffering because they lean on God through their prayers and through Him they find an ability to be strong and stand firm in their faith. Pray together this week for those who are enduring this kind of suffering, that they would continue to trust God and be strong enough to stay faithful to Him.*

## Good Friday

*Luke 23:33-36, 44-45; John 19:17-30; Matthew 27:51-52, 54*

### Learning Objectives

1. The children will recall the events surrounding Jesus' final hours.
2. The children will be able to explain that because of Jesus' death, complete reconciliation between man and God became possible.

**Memory Verse:**

***"At that moment the temple curtain was torn in two from top to bottom. The earth shook. The rocks split."***

***--Matthew 27:51 (NIRV)***

### Getting Started

#### The Worst Day – Sharing Activity

Share the homework about the worst day of their life. Be prepared to share your own "worst day". If you think that your "story" was bad, let's find out what Jesus had to endure in today's lesson.

### Bible Lesson with Discussion Questions

**Message:**

***Jesus died for me.***

#### **Luke 23**

<sup>33</sup> The soldiers brought them to the place called The Skull. There they nailed Jesus to the cross. He hung between the two criminals. One was on his right and one was on his left.

<sup>34</sup> Jesus said, "Father, forgive them. They don't know what they are doing." The soldiers divided up his clothes by casting lots.

<sup>35</sup> The people stood there watching. The rulers even made fun of Jesus. They said, "He saved others. Let him save himself if he is the Christ of God, the Chosen One."

<sup>36</sup> The soldiers also came up and poked fun at him. They offered him wine vinegar.

#### **Jesus Dies**

<sup>44</sup> It was now about noon. The whole land was covered with darkness until three o'clock. <sup>45</sup> The sun had stopped shining. The temple curtain was torn in two.

#### **John 19**

<sup>17</sup> He had to carry his own cross. He went out to a place called The Skull. In the Aramaic language it was called Golgotha. <sup>18</sup> There they nailed Jesus to the cross. Two other men were crucified with him. One was on each side of him. Jesus was in the middle.

<sup>19</sup> Pilate had a notice prepared. It was fastened to the cross. It read, ~Jesus of Nazareth, the king of the Jews. = <sup>20</sup> Many of the Jews read the sign. The place where Jesus was crucified was near the city. The sign was written in the Aramaic, Latin and Greek languages.

## Bible Lesson with Discussion Questions - Continued

<sup>21</sup> The chief priests of the Jews argued with Pilate. They said, "Do not write 'The King of the Jews.' Write that this man claimed to be king of the Jews."

<sup>22</sup> Pilate answered, "I have written what I have written."

<sup>23</sup> When the soldiers crucified Jesus, they took his clothes. They divided them into four parts. Each soldier got one part. Jesus' long, inner robe was left. It did not have any seams. It was made out of one piece of cloth from top to bottom.

<sup>24</sup> "Let's not tear it," they said to one another. "Let's cast lots to see who will get it."

This happened so that Scripture would come true. It says,

"They divided up my clothes among them."

They cast lots for what I was wearing." — (*Psalms* 22:18)

So that is what the soldiers did.

<sup>25</sup> Jesus' mother stood near his cross. So did his mother's sister, Mary the wife of Clopas, and Mary Magdalene.

<sup>26</sup> Jesus saw his mother there. He also saw the disciple he loved standing nearby. Jesus said to his mother, "Dear woman, here is your son." <sup>27</sup> He said to the disciple, "Here is your mother." From that time on, the disciple took her into his home.

Jesus Dies

<sup>28</sup> Later Jesus said, "I am thirsty." He knew that everything was now finished. He knew that what Scripture said must come true. <sup>29</sup> A jar of wine vinegar was there. So they soaked a sponge in it. They put the sponge on a stem of the hyssop plant. Then they lifted it up to Jesus' lips.

<sup>30</sup> After Jesus drank he said, "It is finished." Then he bowed his head and died.

### Matthew

<sup>51</sup> At that moment the temple curtain was torn in two from top to bottom. The earth shook. The rocks split. <sup>52</sup> Tombs broke open. The bodies of many holy people who had died were raised to life.

<sup>54</sup> The Roman commander and those guarding Jesus saw the earthquake and all that had happened. They were terrified. They exclaimed, "He was surely the Son of God!"

### Discussion Questions:

1. Why is Jesus' death so important to us? (*God sent His son Jesus to die for our sins because He loved us so much. Where sin had separated us from God, Jesus' death became a bridge back to God. Discuss.*)
2. How did people treat Jesus while he was on the cross? (*He was insulted and mocked.*)
3. What specific things happened as Jesus' death came near and then finally happened? (*Curtain tore, earthquake, stones cracked, etc.*)
4. Why do you think all these things happened? (*Discuss.*)
5. How do you feel knowing that Jesus died for you? (*Talk about it together.*)
6. How can we live our lives differently because of thinking about Jesus' sacrifice? (*We are so grateful, humbled by His suffering, we want to live to be worthy of His sacrifice, etc. Discuss together.*)

## **Application to Real Life**

### **"Father, Forgive Them" Craft Activity**

For this activity, you will need for each child: 5 small craft sticks, a sheet with the figures and Bible verse, background card stock paper, sand colored construction paper, crayons or markers or colored pencils, and glue or double-sided tape.

Before class cut the craft sticks to make 1 large cross (4 1/4" x 2") and 2 small crosses (3" x 1 3/4"). Glue the crosses together.

Copy the sheet with the figures and Bible verse sign. Use the sign with the longer Bible verse.

Let this craft activity be a learning time for the children. Play solemn music in the background and ask them to work silently as they remember the events of the day and reflect on what Jesus did for us and our sins.

## **Memory Work Suggestions**

*5 minutes*

1. Recite the memory verse.
2. Practice finding the memory verse and/or Bible text in their Bible!
3. Play a game to review an article of faith.
4. Allow a volunteer (child) to lead the class in an opening/closing prayer.
5. Retell the story of Good Friday in your own words.

## **Activity Ideas**

*Choose One Activity*

### **Bible Time**

Look in your Bibles in Matthew 27. Make a list of all the things that occurred as Jesus' death was approaching, and as it finally took place.

### **More food for thought**

Imagine if you could predict the future? Wouldn't that be cool? What would you predict? (Discuss together.) What if someone told you (for example) the New York Mets were going to win the World Series in 2200? (Use an example that would connect with your students).

Did you know that Jesus' death was also predicted in the Old Testament of the Bible? Look in your Bible at Isaiah chapter 53. Read this chapter together. Remember, Isaiah was a prophet from the Old Testament. Who is he speaking about in this chapter? (Jesus).

### **"To the Cross" Game**

See: [www.kidssundayschool.com](http://www.kidssundayschool.com) → Grade School → Games → "To the Cross"

You will need bean bags, construction paper, masking tape, a Bible, and the question sheet (see the above website) for this activity. Please see the above website for detailed instructions. Modify as needed or recruit additional volunteer participants.

## Activity Ideas – Continued

### Learn more about Crucifixion

In the Roman world, crucifixion was reserved for harsh criminals. Jesus was executed with such criminals on either side of him. You've seen pictures of crucifixion before, and heard about it, but let's review the facts of what would've happened that day:

#### **Crucifixion**

- His arms were stretched out on the beam which he had carried to the hill
- His wrists were pinned to the wood with a 5-7 inch long stake
- The placement of this stake was on a nerve called the median nerve, producing excruciating pain (by the way, excruciating was a word that was invented to describe the pain during crucifixion)
- Jesus was then hoisted onto a cross bar
- Jesus' feet were pierced into the vertical beam
- The stretching out of his body would have pulled both shoulders out of socket (this is prophesied in Psalm 22)
- Jesus would've slowly suffocated, unable to support his weight on the cross
- His beaten, exposed back would've scraped across the wood of the cross every time he attempted to rise for a breath

It might be hard to think about, let alone talk about. It's okay if you show emotion. Since this really happened, it should really affect us. It's important to know this so we know that Jesus did, in fact, die, and He died for us! ASK: How do you feel now, knowing all that Jesus had to endure on our behalf? (Discuss).

## Journal

Who is the most important person in your life? Mom? A friend? A minister? How would your life change or be different if they died today? Write about it. Now think about how you feel after writing about it. That is how those close to the Lord Jesus may have felt in their hearts on the day He died.

## Homework Ideas

- Read: **Matthew 28:1-8; Luke 24:13-49** (Easter).
- Learn the Memory Verse: *"They never stopped telling the good news that Jesus is the Christ."*  
--Acts 5:42 (NIRV)
- Learn the \_\_\_\_\_ Article of Faith
- What is the current world population? What is the current United States population? Look up the information and write it down. Bring your findings to class to share.

### Other Resources

<http://children.cccm.com/curriculum/> → Click on "NT Support Curriculum → See Page 8 for the lesson titled "Jesus is Crucified".

## Take Home Page: Good Friday

### Today I learned...

Today your child learned that **Jesus died for us**. The children recalled the events that occurred during Jesus' final hours and death on the cross. They also explored how Jesus' death made complete reconciliation between man and God possible.

### Help me learn my memory verse...

*"At that moment the temple curtain was torn in two from top to bottom. The earth shook. The rocks split."  
--Matthew 27:51 (NIRV)*

### Ask me...

1. Why is Jesus' death so important for us?
2. Why do you think Jesus had to die?
3. In what ways should we live our lives differently, because of remembering what Jesus did for us?

### Live Your Faith...

*As a family, talk about and make a list of (with paper and pencil) anything you may have done this week that was NOT pleasing to God. Then take a giant eraser and erase everything on the list. (This will also work with a small dry erase board, marker and eraser.) Talk about how Jesus dying for us on Good Friday means that we get to have a fresh start through God's forgiveness and grace. Encourage and remind your family to ask and thank God for forgiveness each day when they pray to Him.*

## Easter

*Matthew 28:1-8; Luke 24:13-49*

## Learning Objectives

1. The children will recall the events surrounding Jesus' resurrection on Easter.
2. The children will recognize that it is our task to share the Good News of Jesus with others.

**Memory Verse:** *“They never stopped telling the good news that Jesus is the Christ.”*  
--Acts 5:42 (NIRV)

## Getting Started

### Choose One Activity

NOTE: Talk about the homework (if assigned) – Jesus came to save the world. How many people is that exactly?

### “New Life” Activity

Bring in different kinds of “bulbs” for planting (or bring in pictures of them). Do not label which bulb is which, but number them instead. Give each student a paper and allow them to guess what flower they think will grow from that bulb. (Don’t forget to bring in a garlic bulb from the grocery store).

After the students have a chance to guess on a numbered paper which bulb is which, share the answers. Why would we start a lesson with bulbs? They represent new life. Every spring, the bulbs grow and blossom into beautiful flowers. They start as something not so attractive looking. You might never guess by looking at these bulbs that beautiful flowers will grow. (You could also extend this activity in most areas and have the children do an iServe project and plant the bulbs on the church property, or at an elderly member's home – with permission of course).

## Tell the Good News

Bring some newspapers to your group with you. Split your larger group into partners or trios and supply each group with a newspaper. Encourage them to flip through their papers and pick out what they think are two or three of the biggest stories. Have them read through these stories and be ready to tell the rest of the group about them. Give them 5-10 minutes to complete this activity. (Have groups share.)

1. Of all the things that happened on the day your paper was published, why do you think the stories you read were chosen?
2. Why did you pick the ones you did as “most important?” What caught your eye?

It's funny how we treat news today. The tiniest detail in the life of a celebrity often trumps a tragedy in the life of an ordinary person. Even the most basic events are told and re-told in newspapers, online, in magazines, and on television. News travels fast!

Today we will re-visit the greatest event in the history of the world and talk about how we have a great opportunity to spread the word. You may be challenged by how much you contribute to the re-telling of this great story. Hopefully, by the time we're done, you'll be inspired to tell someone about this good news.



## Bible Lesson with Discussion Questions

Message:

*Jesus Christ lives.*

### **Matthew ~ *Jesus Rises from the Dead***

<sup>1</sup> The Sabbath day was now over. It was dawn on the first day of the week. Mary Magdalene and the other Mary went to look at the tomb.

<sup>2</sup> There was a powerful earthquake. An angel of the Lord came down from heaven. The angel went to the tomb. He rolled back the stone and sat on it. <sup>3</sup> His body shone like lightning. His clothes were as white as snow. <sup>4</sup> The guards were so afraid of him that they shook and became like dead men.

<sup>5</sup> The angel said to the women, "Don't be afraid. I know that you are looking for Jesus, who was crucified. <sup>6</sup> He is not here! He has risen, just as he said he would! Come and see the place where he was lying. <sup>7</sup> Go quickly! Tell his disciples, 'He has risen from the dead. He is going ahead of you into Galilee. There you will see him.' Now I have told you."

<sup>8</sup> So the women hurried away from the tomb. They were afraid, but they were filled with joy. They ran to tell the disciples.

### **Luke ~ *On the Road to Emmaus***

<sup>13</sup> That same day two of Jesus' followers were going to a village called Emmaus. It was about seven miles from Jerusalem. <sup>14</sup> They were talking with each other about everything that had happened.

<sup>15</sup> As they talked about those things, Jesus himself came up and walked along with them. <sup>16</sup> But God kept them from recognizing him.

<sup>17</sup> Jesus asked them, "What are you talking about as you walk along?"

They stood still, and their faces were sad. <sup>18</sup> One of them was named Cleopas. He said to Jesus, "You must be a visitor to Jerusalem. If you lived there, you would know the things that have happened there in the last few days."

<sup>19</sup> "What things?" Jesus asked.

"About Jesus of Nazareth," they replied. "He was a prophet. He was powerful in what he said and did in the eyes of God and all of the people. <sup>20</sup> The chief priests and our rulers handed Jesus over to be sentenced to death. They nailed him to a cross. <sup>21</sup> But we had hoped that he was the one who was going to set Israel free. Also, it is the third day since all this happened.

<sup>22</sup> "Some of our women amazed us too. Early this morning they went to the tomb. <sup>23</sup> But they didn't find his body. So they came and told us what they had seen. They saw angels, who said Jesus was alive. <sup>24</sup> Then some of our friends went to the tomb. They saw it was empty, just as the women had said. They didn't see Jesus' body there."

<sup>25</sup> Jesus said to them, "How foolish you are! How long it takes you to believe all that the prophets said! <sup>26</sup> Didn't the Christ have to suffer these things and then receive his glory?"

<sup>27</sup> Jesus explained to them what was said about himself in all the Scriptures. He began with Moses and all the Prophets.

<sup>28</sup> The two men approached the village where they were going. Jesus acted as if he were going farther. <sup>29</sup> But they tried hard to keep him from leaving. They said, "Stay with us. It is nearly evening. The day is almost over." So he went in to stay with them.

<sup>30</sup> He joined them at the table. Then he took bread and gave thanks. He broke it and began to give it to them. <sup>31</sup> Their eyes were opened, and they recognized him. But then he disappeared from their sight.

<sup>32</sup> They said to each other, "He talked with us on the road. He opened the Scriptures to us. Weren't our hearts burning inside us during that time?"

<sup>33</sup> They got up and returned at once to Jerusalem. There they found the Eleven and those with them. They were all gathered together. <sup>34</sup> They were saying, "It's true! The Lord has risen! He has appeared to Simon!"

## Bible Lesson with Discussion Questions – Continued

<sup>35</sup> Then the two of them told what had happened to them on the way. They told how they had recognized Jesus when he broke the bread.

### ***Jesus Appears to the Disciples***

<sup>36</sup> The disciples were still talking about this when Jesus himself suddenly stood among them. He said, "May peace be with you!"

<sup>37</sup> They were surprised and terrified. They thought they were seeing a ghost.

<sup>38</sup> Jesus said to them, "Why are you troubled? Why do you have doubts in your minds? <sup>39</sup> Look at my hands and my feet. It is really I! Touch me and see. A ghost does not have a body or bones. But you can see that I do."

<sup>40</sup> After he said that, he showed them his hands and feet. <sup>41</sup> But they still did not believe it. They were amazed and filled with joy.

So Jesus asked them, "Do you have anything here to eat?"

<sup>42</sup> They gave him a piece of cooked fish. <sup>43</sup> He took it and ate it in front of them.

<sup>44</sup> Jesus said to them, "This is what I told you while I was still with you. Everything written about me must happen. Everything written about me in the Law of Moses, the Prophets and the Psalms must come true."

<sup>45</sup> Then he opened their minds so they could understand the Scriptures. <sup>46</sup> He told them, "This is what is written. The Christ will suffer. He will rise from the dead on the third day. <sup>47</sup> His followers will preach in his name. They will tell others to turn away from their sins and be forgiven. People from every nation will hear it, beginning at Jerusalem. <sup>48</sup> You have seen these things with your own eyes.

<sup>49</sup> "I am going to send you what my Father has promised. But for now, stay in the city. Stay there until you have received power from heaven."

### Discussion Questions:

1. Who were the first people to visit Jesus' tomb? (*Mary Magdalene and the other Mary.*)
2. When did they go to visit the tomb? (*After the Sabbath - or Sunday morning.*)
3. How did the two women react? (*They were afraid.*)
4. What happened to the guards? (*When they saw the angel, they were afraid and fell to the ground.*)
5. What did the angel say to the women? (*Look up Matthew 28:5-6 and read it together in class.*)
6. Once the women understood that Jesus was alive, and they would see Him again, how did they react? (*They were filled with joy and hurried to tell the others.*)
7. How can we spread our joy for Jesus and His work to others? (*Through our actions, words, etc. Discuss together.*)

## Application to Real Life

### "Sins Get Heavy"

See: [www.kidssundayschool.com](http://www.kidssundayschool.com) → Grade School → Object Talks → "Sins Get Heavy"

You will need to give each person a book, and suggest the book contains all the sins they committed over the years. For small classes, give each child more than one book. Then you will demonstrate how heavy sin gets by having them place the books on the outstretched arms of a volunteer. You will compare this to how heavy all the sins of the world must have been for Jesus to bear on the cross. Please see the above website for detailed instructions. Remind the children that we can share the Good News with others that Jesus died for us, but He still lives through us! Discuss this together.

## Memory Work Suggestions

5 minutes

1. Recite the memory verse.
2. Practice finding the memory verse and/or Bible text in their Bible!
3. Play a game to review an article of faith.
4. Allow a volunteer (child) to lead the class in an opening/closing prayer.
5. Retell the story of Easter in your own words.

## Activity Ideas

Choose One Activity

### Make a Timeline

Use a large roll of paper or tape multiple pieces of paper together. Have the students create a timeline of all the events that happened to the Lord Jesus (from the lessons this session). First make a list together on the board or easel of what events should be on the timeline. Let them look back and check for completeness. Then let them figure out how to space everything out on the timeline. They should leave enough room for writing and illustrations (drawn or printed out). Use this activity as a review of knowledge. Be creative and have fun!

### "A Personal Challenge"

It is one thing to know the Easter story and it's another thing for it to mean something to you as you in your everyday living. Remember, life is not a game! It is a great opportunity, an opportunity to share the good news about Jesus.

1. If you believe that Jesus rose from the dead, how should that change your life?
2. Has it changed your life yet? Why not?
3. What do you think it means that life is not a game, but an opportunity? What does that mean to you?
4. How many people do you think go through life absent of the knowledge that Jesus is alive? Does that explain the way some people live?

### *Read Romans 10:14-15*

1. What do those verses say about telling people the good news about Jesus?
2. People won't hear unless we tell them. God is calling us to open your mouth. Who is someone you need to share the good news of Jesus with?

The news we must share is more life-changing than anything we found in these papers. Perhaps it is time we take it seriously and take the opportunities we must pass on the news about Jesus. What do you think?

## Journal

Look up 1 John 2:2 in your Bible. Think about the number of people in this world and/or in our country (refer to your homework assignment). How has knowing this information changed you as you reflect on what the Lord Jesus did for all of us? Write about it.

## Homework Ideas

- Read: **John 20:21-23; Matthew 28:19-20; Acts 1:4-11** (*Ascension Day*).
- Learn the Memory Verse: *"But He will come back in the same way you saw Him go."*  
--Acts 1:11 (NIRV)
- Learn the \_\_\_\_\_ Article of Faith
- What was the coolest thing you have ever seen in person (for example: a sporting event, concert, etc.) What made that event so special? What was your reaction to witnessing it? Draw a picture and/or write about it. Bring it class to share.

## Other Resources

<http://children.cccm.com/curriculum/> → Click on "NT Support Curriculum → See Page 8 for the lesson titled "Jesus is Risen".

## Take Home Page: Easter

### Today I learned...

Today your child learned that **Jesus Christ lives**. The children recalled the events surrounding Jesus' resurrection on Easter. They also talked about our task to share the Good News of Jesus with others.

### Help me learn my memory verse...

*"They never stopped telling the good news that Jesus is the Christ."*

*--Acts 5:42 (NIRV)*

### Ask me...

1. What is your favorite part of the story of what happened on Easter? Why?
2. How can we share the Good News about Jesus' death and resurrection to others?
3. Do you think it is important to share that Good News? Why or why not?

### Live Your Faith...

*Every family has different Easter traditions. Before you go about your celebrations, take a few moments to talk and think about the miracle of Jesus' resurrection from the dead. Say a prayer to thank God for the blessing of His Son and the forgiveness for your sins. Pray that God shows you who can share this Good News with this week, and that you have the courage to share it!*

## Ascension Day

*John 20:21-23; Matthew 28:19-20; Acts 1:4-11*

## Learning Objectives

1. The children will recall the events of Jesus' ascension.
2. The children explore how Jesus' Apostles prepare us for Christ's return.

**Memory Verse:** *“But He will come back in the same way you saw Him go.”*  
--Acts 1:11 (NIRV)

## Getting Started

### Choose One Activity

### Project Time

Give the students a project, for example: build something with wooden craft sticks. You (the teacher) will need to lay out the plan for the task. Give the students all the materials and tell them what the final product should be. (Do not give step by step directions. The children will need to figure out how to make the final product on their own.) Tell them to “use what I have taught you...” Tell the students they have 10 minutes to complete the task. Then leave the class area to let them finish.

When you return, see what the students were able to do. Talk together about how they felt only having the materials and knowing what the product should be, but NOT having specific direction on HOW.

In today's lesson, Jesus also gave the disciples all the tools they would need to continue His work without Him.

### Share the Homework

We've all seen some cool things (feel free to share your personal experience). Those types of things are memories that we will never forget. They are also the types of things that we tell people about the most. When something really exciting happens, we can't help but tell our friends, classmates, and family. In today's story, Jesus' disciples got to see something really cool too.

## Bible Lesson with Discussion Questions

**Message:** *Christ will return again.*

## John 20

<sup>21</sup> Again Jesus said, "May peace be with you! The Father has sent me. So now I am sending you." <sup>22</sup> He then breathed on them. He said, "Receive the Holy Spirit. <sup>23</sup> If you forgive anyone's sins, they are forgiven. If you do not forgive them, they are not forgiven."

## Matthew 28

<sup>19</sup> So you must go and make disciples of all nations. Baptize them in the name of the Father and of the Son and of the Holy Spirit. <sup>20</sup> Teach them to obey everything I have commanded you. And you can be sure that I am always with you, to the very end."

## Bible Lesson with Discussion Questions – Continued

### Acts

<sup>4</sup> One day Jesus was eating with them. He gave them a command. "Do not leave Jerusalem," he said. "Wait for the gift my Father promised. You have heard me talk about it. <sup>5</sup> John baptized with water. But in a few days, you will be baptized with the Holy Spirit."

<sup>6</sup> When the apostles met together, they asked Jesus a question. "Lord," they said, "are you going to give the kingdom back to Israel now?"

<sup>7</sup> He said to them, "You should not be concerned about times or dates. The Father has set them by his own authority. <sup>8</sup> But you will receive power when the Holy Spirit comes on you. Then you will be my witnesses in Jerusalem. You will be my witnesses in all Judea and Samaria. And you will be my witnesses from one end of the earth to the other."

<sup>9</sup> After Jesus said this, he was taken up to heaven. They watched until a cloud hid him from their sight.

<sup>10</sup> While he was going up, they kept on looking at the sky. Suddenly two men dressed in white clothing stood beside them. <sup>11</sup> "Men of Galilee," they said, "why do you stand here looking at the sky? Jesus has been taken away from you into heaven. But he will come back in the same way you saw him go."

### Discussion Questions:

1. What commission did Jesus give to His Apostles? (*See Matthew 28:19-20, have the children look it up and read it together. Discuss.*)
2. How do you think the Apostles felt knowing that it was up to them to continue the work for the Lord without Him? (*Discuss.*)
3. What did Jesus tell the Apostles would happen in a few days? (*They would be baptized with the Holy Spirit.*)
4. What prediction was made by the two men? (*Jesus would come back again, in the same way they saw him being lifted into the sky.*) What does this mean? (*Discuss together.*)
5. What kinds of things do we need to be doing to ready ourselves for the Lord's return? (*Discuss. Make a list of the responses.*)

## Application to Real Life

### Object Talk

Bring in a baton (you could dress up an old paper towel roll). Show the students the baton. Ask them if they have ever seen a baton relay race in the Olympics or at a track and field meet at school. Now talk about this scenario with regards to our faith.

1. Who had the baton initially? (Jesus.)
2. Who did he "pass the baton" to? (His 12 Disciples.)
3. What happens if a person drops the baton (in a real race)??? (The team is disqualified, and the race is over for that TEAM.)
4. Are those 12 Disciples/Apostles still alive today? (no.)
5. Who is carrying the baton now? (talk about it – they may say the Apostles but help them to realize that WE are carrying that baton.)
6. What happens if we "drop the baton?" (Today, God grants us grace and forgiveness so that we can have a second chance...eventually though our chances may run out.)
7. When will we run out of chances? (When the Lord comes again.)  
Talk about it together.

1. Recite the memory verse.
2. Practice finding the memory verse and/or Bible text in their Bible!
3. Play a game to review an article of faith.
4. Allow a volunteer (child) to lead the class in an opening/closing prayer.
5. Retell the story of Ascension Day in your own words.

**Activity Ideas****“What does your house look like?”**

Please see the attached page. You will need to print out one for each student. After the students have a chance to make their selection, have them share why they picked what they did with the rest of the class.

Additional Questions to Discuss:

1. How would others who know you very well, describe you?
2. If you are not yet the person you want to be, how do you plan to change?

**Play a game**

Start with a square area on the ground. You can use masking tape to tape off a square, or use identical sized pieces of plywood, or carpet squares, etc. The square area should be large enough to fit your entire class onto it comfortably (may need to recruit volunteers to make this more effective if you only have one or two students) but be able to be reduced in size quickly as well.

Encourage your whole group to try to fit onto the square area. After a successful attempt, make the area smaller. Either re-create a smaller square with the tape or remove sections of plywood/carpet squares one at a time. Then encourage the group to do it again, and again as the space available gets smaller and smaller.

**Rules:**

1. Every person must have at least one foot on the play area.
2. They can hang over, but nothing can touch the ground outside the play area.
3. They must stay on the area for a count of five.

Decrease the overall size of the area more and more until your whole group can fit on a space about 1 ft. square. Even a group of 10 can do it with a little ingenuity. If your group is any larger than that you might want to do multiple stations or form teams and alternate play.

1. What was hard about that experience?
2. As the area got smaller, what did you have to do to fit?
3. How many of you got frustrated? Why?
4. Why do you think it's so hard to get everyone to fit in such a small space?
5. What does this experience tell you about your heart, your mind, your life? (Hint: if we are so busy with everything else in our life, and we crowd it with all these distractions, there becomes less and less room for Jesus. Discuss what this means).



## Activity Ideas – Continued

### Pictionary

Play a round of Pictionary revolving around what our Apostles do today to carry out Jesus' commission.

Words to be drawn should include:

- Preach the gospel of Jesus Christ
- Baptize with water
- Forgive sins
- Dispense Holy Communion
- Seal with the Holy Spirit
- Ordain ministers
- Proclaim (talk about) Christ's return
- Lead God's people to the Lord as His bride

You will need to write each of the phrases on index cards or slips of paper. The papers will need to be folded and placed in a basket (for example). Depending on the class size, children can either be separated into teams that play against each other, OR, children could take turns drawing for the entire class to guess. Don't forget to keep a running list as they guess correctly on the white board or easel. Teachers could also do the drawing, allowing the student(s) to guess.

After all the phrases have been guessed correctly and listed, talk together about which one the students think is the most important? (There may be more than one in their opinion). Use this opportunity to open the discussion. Have the students defend their answers. Encourage them to use other Bible stories or verses for support.

Further Discussion: These were the tasks Jesus left for the disciples. What are our tasks? Make a list. Discuss together.

### Journal

*Choose One*

Write down the two commandments that Jesus said were the most important. (See your pinwheel folders for help.) What do they mean to you? Write about it.

Which of the 'tasks' of the Apostles that were listed in the class discussion do you think are the most important? Why do think so? Defend your answers. Write about it.

Look up Matthew 28:20 in your Bible. Write down this verse. What does this verse mean to you? Write about it.

### Homework Ideas

- Read the lesson titled: **Pentecost** (Acts 2:1-40).
- Learn the Memory Verse: *"But the Father will send the Friend in my name to help you. The Friend is the Holy Spirit."* --John 14: 26
- Learn the \_\_\_\_\_ Article of Faith
- Who is your role model? Write that person's name down or draw a picture of them. Write about why they are your role model. Bring it class to share.

### **Other Resources**

<http://children.ccm.com/curriculum/> → Click on “NT Support Curriculum → See Page 9 for the lesson titled “The Ascension”.



## Take Home Page: Ascension Day

### Today I learned...

Today your child learned that **Christ will return again**. The children recalled the events that occurred when Jesus ascended into Heaven. They also talked about ways that Jesus' Apostles prepare us for Christ's return.

### Help me learn my memory verse...

*"But He will come back in the same way you saw Him go." --Acts 1:11 (NIRV)*

### Ask me...

1. What happened on Ascension Day?
2. What specific things can we do to work towards being ready for Jesus' return one day?

### Live Your Faith...

*Open your child's Bible together and look for the story of Jesus' ascension in Luke 24. Once you find it, encourage him/her to highlight it and write "go and tell" next to the story. Talk about what that phrase means, and how your family can share the love of Jesus with other families, and even tell them about Him. Pray together that God will help your family work together to share Jesus' love and His story with other families.*

# **Pentecost**

*Acts 2:1-40*

## **Learning Objectives**

1. The children will be able to retell the events that occurred at the first Pentecost.
2. The children will explore what they need to preserve their eternal life with God.

**Memory Verse:**           ***"But the Father will send the Friend in my name to help you.  
The Friend is the Holy Spirit." --John 14: 26***

## **Getting Started**

*Choose One Activity*

### Filled with the Spirit

Begin class with a balloon, not blown up, but just sitting on the table. Ask the students what it is. What can you do with it? (Hopefully, they will tell you that it is not much fun unless it is blown up!) Tell the students, "This balloon is like our lives without the Holy Spirit. We cannot do things on our own, we are lifeless." Now blow the balloon up. "Now, we have life, we can go out and tell others about God. We are filled up with the Spirit. Today, we are going to be talking about Pentecost, when God filled up his disciples with the Holy Spirit." *Continue with the lesson.*

### Object Talk

Light a candle using matches or a lighter. Turn out the lights. Talk together about the nature of fire, what it does and what it can do: Fire brings warmth, it brings heat, it can cook food, and it can cause huge changes. The Holy Spirit can be just like a fire or flame; if you use it properly it can guide you and even bring about big changes in your life. Today, we are talking about the Holy Spirit and how it was given to the Apostles of Jesus, using tongues of fire.

## **Bible Lesson with Discussion Questions**

**Message:**                   ***The gift of the Holy Spirit inspired the Apostles into their ministry.***

### ***The Holy Spirit Comes at Pentecost***

The day of Pentecost came. The believers all gathered in one place. Suddenly a sound came from heaven. It was like a strong wind blowing. It filled the whole house where they were sitting. They saw something that looked like tongues of fire. The flames separated and settled on each of them. All of them were filled with the Holy Spirit. They began to speak in languages they had not known before. The Spirit gave them the ability to do this.

Godly Jews from every country in the world were staying in Jerusalem. A crowd came together when they heard the sound. They were bewildered because they each heard the believers speaking in their own language. The crowd was really amazed. They asked, "Aren't all these people from Galilee? Why, then, do we each hear them speaking in our own native language? We are Parthians, Medes and Elamites. We live in Mesopotamia, Judea and Cappadocia. We are from Pontus, Asia, Phrygia and Pamphylia. Others of us are from Egypt and the parts of Libya near Cyrene. Still others are visitors from Rome. Some of the visitors are Jews. Others have accepted the Jewish faith.

## Bible Lesson with Discussion Questions – Continued

Also, Cretans and Arabs are here. We hear all these people speaking about God's wonders in our own languages!" They were amazed and bewildered. They asked one another, "What does this mean?" But some people in the crowd made fun of the believers. "They've had too much wine!" they said.

### ***Peter Speaks to the Crowd***

Then Peter stood up with the Eleven. In a loud voice he spoke to the crowd. "My Jewish friends," he said, "let me explain this to you. All of you who live in Jerusalem, listen carefully to what I say. You think these people are drunk. But they aren't. It's only nine o'clock in the morning! No, here is what the prophet Joel meant. He said, 'In the last days, God says, I will pour out my Holy Spirit on all people. Your sons and daughters will prophesy. Your young men will see visions. Your old men will have dreams. In those days I will pour out my Spirit even on those who serve me, both men and women. When I do, they will prophesy. I will show wonders in the heavens above. I will show miraculous signs on the earth below. There will be blood and fire and clouds of smoke. The sun will become dark. The moon will turn red like blood. This will happen before the coming of the great and glorious day of the Lord. Everyone who calls on the name of the Lord will be saved.'" — *(Joel 2:28-32)*

"Men of Israel, listen to this! Jesus of Nazareth was a man who had God's approval. God did miracles, wonders and signs among you through Jesus. You yourselves know this. Long ago God planned that Jesus would be handed over to you. With the help of evil people, you put Jesus to death. You nailed him to the cross. But God raised him from the dead. He set him free from the suffering of death. It wasn't possible for death to keep its hold on Jesus. David spoke about him.

He said, 'I know that the Lord is always with me. He is at my right hand. I will always be secure. So my heart is glad. Joy is on my tongue. My body also will be full of hope. You will not leave me in the grave. You will not let your Holy One rot away. You always show me the path that leads to life. You will fill me with joy when I am with you.' — *(Psalm 16:8-11)*

"Brothers, you can be sure that King David died. He was buried. His tomb is still here today. But David was a prophet. He knew that God had made a promise to him. He had taken an oath that someone in David's family line would be king after him. David saw what was ahead. So he spoke about the Christ rising from the dead. He said that the Christ would not be left in the grave. His body wouldn't rot in the ground. God has raised this same Jesus back to life. We are all witnesses of this. Jesus has been given a place of honor at the right hand of God. He has received the Holy Spirit from the Father. This is what God had promised. It is Jesus who has poured out what you now see and hear. David did not go up to heaven. But he said, 'The Lord said to my Lord, "Sit at my right hand. I will put your enemies under your control.'" — *(Psalm 110:1)*

"So be sure of this, all you people of Israel. You nailed Jesus to the cross. But God has made him both Lord and Christ."

When the people heard this, their hearts were filled with shame. They said to Peter and the other apostles, "Brothers, what should we do?"

Peter replied, "All of you must turn away from your sins and be baptized in the name of Jesus Christ. Then your sins will be forgiven. You will receive the gift of the Holy Spirit. The promise is for you and your children. It is also for all who are far away. It is for all whom the Lord our God will choose."

Peter said many other things to warn them. He begged them, "Save yourselves from these evil people." Those who accepted his message were baptized. About 3,000 people joined the believers that day.

## Bible Lesson with Discussion Questions – Continued

### Discussion Questions:

1. In total, how many apostles were together now? Is it 11 or 12? *(Somewhat of a trick question... Judas killed himself leaving 11; however, in Acts 1:26, Matthias was chosen to fill the place left by Judas – USE your Bibles to look up and find the answers...TEACH the children how to find the answers.)*
2. What happened in the room where the Apostles were sitting on the day of Pentecost? *(“It was like a strong wind blowing. It filled the whole house where they were sitting. They saw something that looked like tongues of fire. The flames separated and settled on each of them.” –Acts 2:1-4)*
3. What gift did God give the Apostles? *(The Holy Spirit)*
4. After the Apostles received the Holy Spirit, what phenomenon occurred with their language? *(Each person who listened to the Apostles heard them in their own language – see Acts 2:4.)*
5. What did everyone else think when they heard the Apostles speaking in other languages? *(They were amazed that they could speak in all the different languages; some made fun of them saying they had too much wine to drink.)*
6. Peter replies to the crowd’s jeering by quoting from the prophet Joel. Summarize the message from Joel. Reread it together. *(See Acts 17-21 or Joel 2: 28-32.)* What is this speaking about in these verses? *(Discuss together.)*
7. In Acts 2:22-24, Peter describes all what the Jewish nation did to Jesus. Read Psalm 16: 8-11 and pick out the prophetic clues that David wrote about Jesus’ life and death. Remember, he did this about 1000 years before Jesus’ ministry.
8. When Peter finished speaking to the Jews gathered, how did the Jews feel/react? *(They were ashamed and asked the apostles what they could do.)*
9. What was Peter’s reply [to the answer to #8]? *(see Acts 2: 38-39)*
10. Jesus promised that the Holy Spirit would be sent. Did it happen right away? *(No, sometimes we must wait for God’s promises.)*

### Further Class Discussion:

In these verses we read about the sending of the Holy Spirit on Pentecost. When the Holy Spirit arrived and filled the apostles, they were able to do great things. In chapter 2 of Acts, we read about the mighty sermon that Peter gave – causing many to believe in Christ! We believe that when we are sealed with the Holy Spirit, we are empowered with gifts from God that help us to do His work. These gifts help us to build up the church, grow in our relationship with God, and talk to others about Christ. Think about this list of gifts: *encouragement, evangelism, faith, hospitality, leadership, teaching*. How could these gifts help someone be a tool for God?

## Application to Real Life

Jesus told His Apostles to go and preach the good news about the kingdom of heaven, to heal the sick, to baptize with water and the Holy Spirit, and perform miracles. What a huge task they had before them. The Apostles could not rely on their own power to carry out their mission. But they were given everything they needed, even the power to perform miracles. The Holy Spirit guided them on what to do and where to go and what to say.

Ask the children: **Do you think that Jesus has a mission for you and your life?** Discuss this together. Let the children share their thoughts on what they mission might be.

Tell the children that we do have a mission. As followers of Jesus, our mission is:

1. Obey Jesus’ teachings and commandments.
2. To go and tell others about Jesus.

## **Application to Real Life – continued**

Sometimes these things are very hard to do, but we need to remember that Holy Spirit that lives within us is our friend. It will give us the “power” and strength that we need to do these things. The Holy Spirit will also be there to guide us, just like it guided Jesus’ Apostles and disciples on the day of Pentecost. After the disciples received the Holy Spirit, they went out into the streets and Peter gave a mighty sermon. He told the people about Christ: how He fulfilled the prophecies in the Old Testament, how He resurrected from the dead, how He ascended into heaven. He explained the gospel to them, he shared the “good news” of Jesus and many who heard him believed.

This is a beautiful display of the gift of **evangelism**. Being able to share with others what you know about Jesus is something that we can all do. But as we can see in the story, the Holy Spirit can help someone, like Peter, to testify with great enthusiasm and lead many people to believe in Christ. Review the message and the memory verse.

### **Teacher Notes:**

*The gift of **evangelism** is the divine enablement to effectively communicate the gospel to unbelievers, so they respond in faith and move towards discipleship in Christ. Individuals with the gift of evangelism contribute testimony.*

## **Memory Work Suggestions**

5 minutes

1. Recite the memory verse.
2. Practice finding the memory verse and/or Bible text in their Bible!
3. Play a game to review an article of faith (toss the bean bag/stuffed animal, the person who catches it says the next word...try to go faster and faster).
4. Allow a volunteer (child) to lead the class in an opening/closing prayer.
5. Who can name the Holy Sacraments? Which one are talking about in today’s lesson? (Holy Spirit)

## **Activity Ideas**

### **Filled with the Holy Spirit**

Jesus is our ultimate example of being “filled with the Spirit.” Print out a copy of the following for each child. Help the children to look up the following verses in their Bibles and fill in the blanks. (NOTE: You could have a contest to see who can find the texts first, keep score and enjoy a treat together to celebrate their Bible skills.)

1. Luke 1:35: The Holy Spirit was with Jesus at His \_\_\_\_\_.
2. Mark 1: 9-11: The Holy Spirit descended on Jesus like a \_\_\_\_\_ when He was \_\_\_\_\_ by His cousin John.
3. Luke 4: 14-21: The Holy Spirit was with Jesus, so He could spread the \_\_\_\_\_ news to \_\_\_\_\_ people; grant \_\_\_\_\_ to prisoners; have the \_\_\_\_\_ see and \_\_\_\_\_ those who have been beaten down.
4. Matthew 12:18: The Holy Spirit helped Jesus to bring \_\_\_\_\_ to all nations.
5. Matthew 12: 22, 28: Jesus used the Holy Spirit to perform \_\_\_\_\_.
6. Luke 4: 18-21: Jesus used the Holy Spirit when He \_\_\_\_\_ to the people.
7. Luke 4: 1-12: Jesus used the Holy Spirit to overcome \_\_\_\_\_.

## Activity Ideas – Continued

### “Guided in Truth” Activity

Jesus told His Apostles to go and preach the good news about the kingdom of heaven, to heal the sick, to baptize with water and the Holy Spirit, and perform miracles. What a huge task they had before them. The Apostles could not rely on their own power to carry out their mission. But they were given everything they needed, even the power to perform miracles. And they “listened” to the Holy Spirit that was given to them for guidance.

You will need to form two teams, “A” and “B”. Have each team sit back to back with a table in front of them. Give each team an identical set of colorful building blocks.

The object is for the members of one team to create a design using their blocks, and the other team duplicating that design exactly but without looking.

Taking turns, one member of team “A” places a block on the table and tells team “B” how to do just as he or she had done. You can have team “B” work together, or take turns having one member of team “B” attempt to duplicate the block. After all the blocks are placed, the teams compare and talk about what went wrong.

Then switch sides and let team “A” attempt to duplicate the design created by team “B”. The kids will no doubt get better at listening and knowing what to do. So, to improve the kid's problem-solving skills, and add to the fun, here are ways to make it a little harder.

Tell the kids they can only give the commands as before, but this time they cannot say any “color words” (Red, blue, green, etc.) They must find creative ways to convey the idea of the color without saying its name. For example: “Take the block that is the color of grass.”

Next, take away shape words, (square, triangle, circle, etc.) They must find creative ways to convey the shape of the block they are using. Finally, you can take away position words, (up, down, front, back, etc.)

When we don’t have all the information about something, it can be hard to do what is expected. How hard would it be to build a house without a visual plan? However, when we allow the Holy Spirit to be the eyes of our heart, he will tell us everything we need to do.

Look up in your Bibles **John 16:13**, “When he, the Spirit of truth, comes, he will guide you into all truth. He will not speak on his own; he will speak only what he hears, and he will tell you what is yet to come.”

DISCUSS together.

## Journal

Choose One

Describe a time when you felt the Holy Spirit work in you? Write about it.

What is your mission for your life? How can you make your life “mission” one that helps to spread the “good news” about Jesus? Write about it.

## Homework Ideas

- Read the lesson titled: **Christ’s First Congregation** (Acts 2:42-47).
- Learn the Memory Verse:  
*“And they continued steadfastly in the apostles’ doctrine and fellowship,  
in the breaking of bread, and in prayers.” --Acts 2:42*
- Learn the \_\_\_\_\_ Article of Faith
- Bring in the following breakfast item: \_\_\_\_\_ (bring enough for everyone).



### **Other Resources**

<http://children.ccm.com/curriculum/> → Click on “NT Support Curriculum → See Page 9 for the lesson titled “The Day of Pentecost”.



## Take Home Page: Pentecost

### Today I learned...

Today your child learned that **the gift of the Holy Spirit inspired the Apostles into their ministry**. The children recalled the events that occurred at the first Pentecost. They also explored what they need to preserve their own eternal life with God.

### Help me learn my memory verse...

*"But the Father will send the Friend in my name to help you. The Friend is the Holy Spirit."  
--John 14: 26*

### Ask me...

1. What happened in the room where the Apostles were sitting on the day of Pentecost?
2. Why do we need the Holy Spirit? How does it help us?

### Live Your Faith...

*Talk together as a family and share with each other who your friends are. Do you have one that is the closest to you or a very best friend? Why is that person so special to you? Did anyone mention the "Holy Spirit" as one of their "friend"? The Holy Spirit is always with us, and we can call on God through our prayers to let the Holy Spirit help us and guide us to do and say things that would please Him each day. Pray together and ask God to allow you to recognize the Holy Spirit and how it is helping or guiding you throughout this week.*

# Christ's First Congregation

Acts 2:42-47

## Learning Objectives

1. The children will examine the essential characteristics of Christ's first congregation.
2. The children will recognize that we all can become more like Jesus by following His apostles, sharing life together, partaking of Holy Communion and the forgiveness of sins, and praying for strength and guidance.

**Memory Verse:**      ***"And they continued steadfastly in the apostles' doctrine and fellowship, in the breaking of bread, and in prayers."***  
--Acts 2:42

## Getting Started

*Choose One Activity*

### "Break bread" together

Everyone should have brought in their breakfast food(s) (enough for everyone) and together everyone shares what each brought. Link this idea to how the first Christian congregation was. Talk about the Memory Verse, and what it means as you share your breakfast treats.

### Relay Race Activity

See: [www.kidssundayschool.com](http://www.kidssundayschool.com) → Grade School → Games → "Relay Race of Faith"

You will need a cloth or two for this race, along with a cone or empty box. Recruit extra volunteers (youth would be great) to help with increase your numbers for the relay. Try to have a team of at least 3 children/youth (you may have more than one team, if your numbers allow). Please see the above website for detailed instructions.

Once the game is over, sit down together and say "This relay race can be a lot like our lives. For us to be like Jesus and follow His teachings, we need to share our faith with others. We cannot run a relay race by ourselves and we cannot truly follow the Lord Jesus and His teaching if we choose not to share our faith and belief in Him with others. Today we will talk more about some of the first Believers of the Lord Jesus and how His work continued to grow.

## Bible Lesson with Discussion Questions

**Message:**      ***We must SHARE our faith with others.***

### **The Believers Share Life Together**

The believers studied what the apostles taught. They shared life together. They broke bread and ate together. And they prayed. Everyone felt that God was near. The Apostles did many wonders and miraculous signs. All the believers were together. They shared everything they had. They sold what they owned. They gave each other everything they needed. Every day they met together in the temple courtyard. In their homes they broke bread and ate together. Their hearts were glad and honest and true. They praised God. They were respected by all the people. Every day the Lord added to their group those who were becoming believers.

## Bible Lesson with Discussion Questions – Continued

### Discussion Questions:

1. Make a list of the actions of the first congregation? What did they do together? *(Studied, shared life together, ate together, they felt God was near, shared what they had, etc....Look up the Bible Text for answers.)*
2. How does this first congregation compare to what we have now? *(Answers will vary. The students should see that everyone has a separate family, vocation/occupation, and life.)*
3. Do we rely on anyone else from the congregation? How? *(Yes, we “share life together,” visit with each other, pray for each other, listen to each other etc.)*
4. Where were the Apostles in all this? *(Among the people.)* What were they doing? *(Teaching about the Lord Jesus and performing “wonders and miraculous signs”.)*
5. What is the Apostle’s doctrine? *(The Apostles’ doctrine includes everything which Jesus taught on earth, and all that which has been revealed by the Holy Spirit through the Apostle ministry.)*
6. What is fellowship? *(Being with others in the congregation, having an understanding for one another, loving each other, helping each other.)*
7. The NKJV of Acts 2:42 mentions the word “steadfast.” What does this word mean? *(To continue, not to stop, not giving up, and keeping your mind on the task...look it up in the dictionary if needed.)*
8. How can you apply this term “steadfast” in your Christian life? *(We need to CONTINUE to pray, to have fellowship with others, to communing with Jesus, to strive to overcome, etc. Discuss Together.)*

### Application to Real Life

The **gift of giving** is the divine enablement to be charitable with money or resources without tying conditions or demands to generosity. Individuals with the gift of Giving contribute resources.

Let’s read verse 44 and 45 of the second chapter of Acts: *Now all who believed were together, and had all things in common, and sold their possessions and goods, and divided them among all, as anyone had need.* This is a very beautiful verse. In the first Christian congregation, the members took what they had, and shared it with their brothers and sisters so that no one was in need. They were inspired by God to give to each other, realizing that everything they had came from God in the first place. Giving doesn’t only mean money, but can mean that we share our time, our energy, our possessions, and our resources. Giving and sharing with each other also helps us learn not to hold on to material things too tightly – because that is not what is important. We can be generous, trusting that God will provide for us. How can you share what you have with those around you?

### More Questions to Ponder

Choose any (or all) of the following questions and talk about them together over a treat/snack:

1. Does your family prepare differently when you have guests coming to your house than they do when it’s just you? How so?
2. If the President of the United States, or a famous actor or actress were going to come and have dinner at your house, how would your family prepare for that visit? How would you act differently?
3. What is it about anticipation that causes us to focus on preparation?
4. Why do we make extra effort when we are more excited?
5. How can we prepare for Jesus’ return every day in our lives?
6. How can we help others do it in theirs?
7. Why is it so important that we are prepared for His return?

## Memory Work Suggestions

5 minutes

1. Recite the memory verse.
2. Practice finding the memory verse and/or Bible text in their Bible!
3. Play a game to review an article of faith (toss the bean bag/stuffed animal, the person who catches it says the next word...try to go faster and faster).
4. Allow a volunteer (child) to lead the class in an opening/closing prayer.

## Activity Ideas

### Spiritual Gifts Analysis

What can you contribute to your congregation? How can you share your faith with others? Take this survey and find out. (See Attached – print one for each child).

Scoring: Have the children go back through their answers and add up the totals for the various groups of questions, as listed on their worksheets. Then have the children go back through and circle the 2 highest and 2 lowest totals and write them in the appropriate blanks. Discuss together. *Adapted from Teen Sunday School.*

### Bible Work – A Closer Look

Look up Acts 2:42-47 together in your Bibles and read it again.

Discuss the following questions together:

1. In what ways did the individual members of the church attempt to GROW, according to this passage? (They shared, they broke bread, they were glad and sincere in heart, they praised God and had a good reputation with the people.)
2. In what ways do YOU attempt to grow in your own Faith?
3. How is “GATHERING” others a part of this growth? Are they related?
4. How is each individual member responsible for their own growth?
5. With all these individuals attempting to grow, what was the result, according to verse 47? (More believers were added to the church.)

## Journal

Choose One

Pick one area of your faith life that you can improve on (become more steadfast in). Write about it and how you plan to improve in the next week. What little things can you change that would help? Write about it.

Why do you think the Apostles’ doctrine is so important if we are followers of Jesus? Write about it.

### Other Resources

<http://children.ccm.com/curriculum/> → Click on “NT Support Curriculum → See Page 9 for the lesson titled “The Early Church”.

## Take Home Page: Christ's First Congregation

### Today I learned...

Today your child learned that **we must SHARE our faith with others**. The children examined the essential characteristics of Christ's first congregation. They also talked about how we can all become more like Jesus by following His apostles, sharing life together with fellow believers, partaking of Holy Communion and the forgiveness of sins, and praying for strength and guidance.

### Help me learn my memory verse...

*"And they continued steadfastly in the apostles' doctrine and fellowship,  
in the breaking of bread, and in prayers." --Acts 2:42*

### Ask me...

1. What was so special about the first congregation? What kinds of things did they do together?
2. Do you think it is important for the congregation today to do those same things? Why or why not?

### Live Your Faith...

*In the first Christian congregation, the members took what they had, and shared it with their brothers and sisters so that no one was in need. They were inspired by God to give to each other, realizing that everything they had came from God in the first place. Giving doesn't only mean money, but can mean that we share our time, our energy, our possessions, and our resources. Giving and sharing with each other also helps us learn not to hold on to material things too tightly – because that is not what is important. We can be generous, trusting that God will provide for us. Talk together about you as individuals and as a family can you share what you have with those around you. Encourage each other to "give" in some specific way this week.*

## **Spiritual Gifts Analysis**

### **Directions:**

Answer each question with a “3” if the statement is true of you most of the time.

Answer with a “2” if the question is true of you sometimes.

Answer with a “1” if it is true rarely.

*It is important that you answer how you truly are, not how you wish you were. After you’ve completed the survey, follow the instructions to discover where you are most gifted.*

1. \_\_\_\_ I really want to help lost people get to know Jesus.
2. \_\_\_\_ I like to make people think.
3. \_\_\_\_ I really love to study the Bible.
4. \_\_\_\_ When I complete a task, I love to have a visible end result.
5. \_\_\_\_ I am a people person. People energize me.
6. \_\_\_\_ I am usually pretty soft spoken.
7. \_\_\_\_ I am usually drawn to and involved in activities that help people.
8. \_\_\_\_ I am well organized.
9. \_\_\_\_ I make decisions based strictly on facts and things that are proven.
10. \_\_\_\_ Some people think I tell others about Jesus and/or my faith so much that it seems pushy.
11. \_\_\_\_ When I know people are doing things that are not good, I feel like it should be exposed.
12. \_\_\_\_ I am constantly thinking of better ways to communicate things.
13. \_\_\_\_ I am good at thinking about and finding solutions to problems.
14. \_\_\_\_ I spend a lot of time praying for other people.
15. \_\_\_\_ I have a passion for comforting those who need it.
16. \_\_\_\_ I like to work behind the scenes more than in the spotlight.
17. \_\_\_\_ I am sensitive to the needs of others.

18. \_\_\_\_ I often set goals and seek to meet them.
19. \_\_\_\_ I would rather share the gospel with others than do anything else.
20. \_\_\_\_ It really bothers me when other people do stuff that is wrong.
21. \_\_\_\_ I am more task oriented than people oriented.
22. \_\_\_\_ When I read Scripture, I look for practical stuff that I can apply to my life.
23. \_\_\_\_ I have a great desire to see others grow and learn.
24. \_\_\_\_ I find that I often put myself "in someone else's shoes."
25. \_\_\_\_ I enjoy working with my hands.
26. \_\_\_\_ If a need exists, I am always ready to meet it.
27. \_\_\_\_ I do things on time.
28. \_\_\_\_ I am socially active and get along with people easily.
29. \_\_\_\_ I would rather speak about something than write it.
30. \_\_\_\_ I feel like I must teach people things so that it's taught right.
31. \_\_\_\_ I don't like deep doctrinal and deep theological studies.
32. \_\_\_\_ I am very protective of my friends and family.
33. \_\_\_\_ I act on my emotions more than on logic/thinking.
34. \_\_\_\_ I feel motivated when encouraged to serve.
35. \_\_\_\_ When I give I always like to give my best.
36. \_\_\_\_ I am willing to attempt impossible tasks for God.



**Scoring Instructions:**

*Now, go back through and add up the totals for the following groups of questions.*

#'s 1, 10, 19, 28 = \_\_\_\_\_ (Evangelism)  
#'s 2, 11, 20, 29 = \_\_\_\_\_ (Prophecy)  
#'s 3, 12, 21, 30 = \_\_\_\_\_ (Teaching)  
#'s 4, 13, 22, 31 = \_\_\_\_\_ (Encouraging)  
#'s 5, 14, 23, 32 = \_\_\_\_\_ (Pastoral)  
#'s 6, 15, 24, 33 = \_\_\_\_\_ (Merciful)  
#'s 7, 16, 25, 34 = \_\_\_\_\_ (Servant)  
#'s 8, 17, 26, 35 = \_\_\_\_\_ (Giving)  
#'s 9, 18, 27, 36 = \_\_\_\_\_ (Administrative)

*Now go back through and circle the 2 highest and 2 lowest totals.*

*If there's a tie, list both:*

**Highest Gift Areas:** \_\_\_\_\_, \_\_\_\_\_

**Lowest Gift Areas:** \_\_\_\_\_, \_\_\_\_\_

If you have a score of 9-12 in an area, you are highly inclined in that area.

If you have a score of 5-8, you are moderately gifted in that area.

If you have a score of 1-4, you are probably not gifted in that area.

## What Does Your 'House' Look Like?

*From the examples below, which one best describes your "house" as it is right now? Where would you like to be a year from now?*

### **Dump**

Full of tons of discarded waste, unsightly and smelly, of use to nobody and just waiting to be hauled away.

### **Junkyard**

Used and damaged goods, all over the place, but for the right price may be of some use to somebody, somewhere, someday.

### **Bedroom**

Everything is there, but where? Someday, when absolutely necessary everything will be clean and in its place with room to move.

### **Department Store**

Many nice-looking things and plenty of specials but overstocked and usually overcrowded. A good sale will help a lot.

### **Museum**

Everything inside is neat and in order. There is no clutter and plenty of room, but a little cold and pretentious for some visitors.

### **Grocery store**

Clean and bright with the fresh smell of tasty delights, filled with people of all kinds with a common purpose.

### **Kitchen**

Warm, comfortable, clean and filled with joy, small enough for intimacy but with just enough room for whoever desires to enter.